



तमिलनाडु के लिए राज्य स्तरीय समग्र कृषि-मौसम परामर्श बुलेटिन



State Composite Agro-meteorological Advisory Bulletin for Tamil Nadu and Puducherry Bulletin No. 077/2024

For the period 0830 IST, 24th September 2024 to
0830 IST, 29th September 2024

Issued on Tuesday, 24th September 2024

Issued by

DDGM, Regional Meteorological Centre, India Meteorological Department,
Chennai in collaboration with TNAU and nine AMFU's of Agro climatic Zones of
the Tamil Nadu state

Agro climatic zones of the state

Sl. No	Agro climatic zone	Districts	Agro met field Unit (AMFU) location
1	Northeastern zone	Kanchipuram, Tiruvallur, Cuddalore Tiruvannamalai, Chennai, Villupuram , Vellore	Chennai
2	Northwestern zone	Dharmapuri, Krishnagiri, Salem and Namakkal	Namakkal
3	Western Zone	Erode, Tiruppur and Coimbatore,	Coimbatore,
4	Cauvery Delta zone	Thanjavur, Nagapattinam, Tiruvarur, Karur, Perambalur, Ariyalur and Tiruchirapalli.	Adudurai
5	Southern zone	Virudhunagar, Tirunelveli and Thoothukudi	Kovilpatti
6	South Zone	Pudukkottai, Madurai, Dindigul, Theni, Ramanathapuram and Sivagangai	Kannivadi
7	High rainfall zone	Kanyakumari	Pechiparai
8	Hilly zone	Nilgiris	Ooty
9	Coastal Zone	Karaikal and Pondicherry	Karaikal



Past Weather Summary for the period 20.09.24 to 23.09.24 for the State of Tamilnadu & Puducherry

Temperature:

Maximum Temperature of range 32°C – 40°C prevailed over the state. Kodaikanal and Uthagamandalam recorded Maximum temperature range 18°C – 22°C during the period.

Minimum temperature of range 22°C - 29°C prevailed over the State. Kodaikanal and Uthagamandalam recorded Minimum temperature of range 10°C - 13°C during the same period.

Spatial distribution of Rainfall

Spatial distribution of Rainfall	Tamil Nadu	Puducherry
Widespread (Most places)	--	--
Fairly widespread (Many places)	--	--
Scattered (Few Places)	--	22.09.24
Isolated (One or Two Places)	20.09.24 to 23.09.24	--
Dry	--	20.09.24, 21.09.24 & 23.09.24

Chief Amounts of Rainfall (in cms):-

20.09.24 : Panapakkam (dist Ranipet), Natham ISRO (dist Dindigul) 1.

21.09.24 : Zone 15 Sholinganallur (dist Chennai) 17, Sholinganallur (dist Chennai) 10, Satyabama Uty ARG (dist Kancheepuram) 9, Tambaram (dist Chengalpattu), ARG SAIRAM_INSTITUTION (dist Chengalpattu) 6 each, VIT_Chennai AWS (dist Chengalpattu), Sriperumbudur (dist Kancheepuram), Hindustan_University (dist Kancheepuram) 5 each, Anna University (dist Chennai), Uthukottai (dist Tiruvallur) 4 each, Anna University ARG (dist Chennai), Zone 15 Uthandi (dist Chennai), Kundrathur (dist Kancheepuram), Polur (dist Tiruvannamalai), Zone 12 Alandhur (dist Chennai), MGR Nagar (dist Chennai), Zone 11 Valasaravakkam (dist Chennai), Zone 13 Adyar (dist Chennai) 3 each, Zone 13 U39 Adyar (dist Chennai), Kelambakkam (dist Chengalpattu), Zone 11 U32 Maduravoyal (dist Chennai), Thamarapakkam (dist Tiruvallur), Zone 05 Royapuram (dist Chennai), Chennai Collector Office (dist Chennai), Zone 02 D15 Manali (dist Chennai), Zone 07 U18 D81 Vanagaram (dist Chennai), Thirupporur (dist Chengalpattu), ACS Medical College ARG (dist Kancheepuram), Zone 05 GCC (dist Chennai), Zone 10 Kodambakkam (dist Chennai), Zone 14 Perungudi (dist Chennai) 2 each, Jaya Engg College AWS (dist Tiruvallur), Zone 08 Malar Colony (dist Chennai), Zone4 U41 Perungudi (dist Chennai), Avadi (dist Tiruvallur), Tiruttani AWS (dist Tiruvallur), DGP Office (dist Chennai), Tiruttani PTO (dist Tiruvallur), Zone 06 D65 Kolathur (dist Chennai), Meenambakkam AWS (dist Chennai), Zone 08 Anna Nagar (dist Chennai), Chembarambakkam ARG (dist Kancheepuram), Chennai (AP) (dist Chennai), Alandur (dist

Chennai), Zone2 D156 Mugalivakkam (dist Chennai), K.M.Koil (dist Cuddalore), Ponneri (dist Tiruvallur), Ayanavaram Taluk Office (dist Chennai), Gummidipoondi (dist Tiruvallur), Tiruvannamalai (dist Tiruvannamalai), Chembarabakkam (dist Kancheepuram), CD Hospital Tondaiarpatt (dist Chennai), Poonamallee (dist Tiruvallur), Poonamalle ARG (dist Tiruvallur), Zone 06 T.V.K Nagar (dist Chennai), Zone 02 Manali (dist Chennai), Zone 09 Teynampet (dist Chennai), YMCA Nandnam ARG (dist Chennai), RSCL-2 Soorapattu (dist Villupuram), Lalpet (dist Cuddalore), Zone 03 Puzhal (dist Chennai), Kaveripakkam (dist Ranipet), Puzhal ARG (dist Tiruvallur), Zone 01 Kathivakkam (dist Chennai), Good Will School Villivakkam ARG (dist Tiruvallur), Vaniyambadi (dist Tirupathur), Zone 01 Thiruvottiyur (dist Chennai), Kolapakkam ARG (dist Kancheepuram), Perambur (dist Chennai), Zone2 Meenambakkam (dist Chennai), Chennai(N) AWS (dist Chennai), Chennai (N) (dist Chennai) 1 each

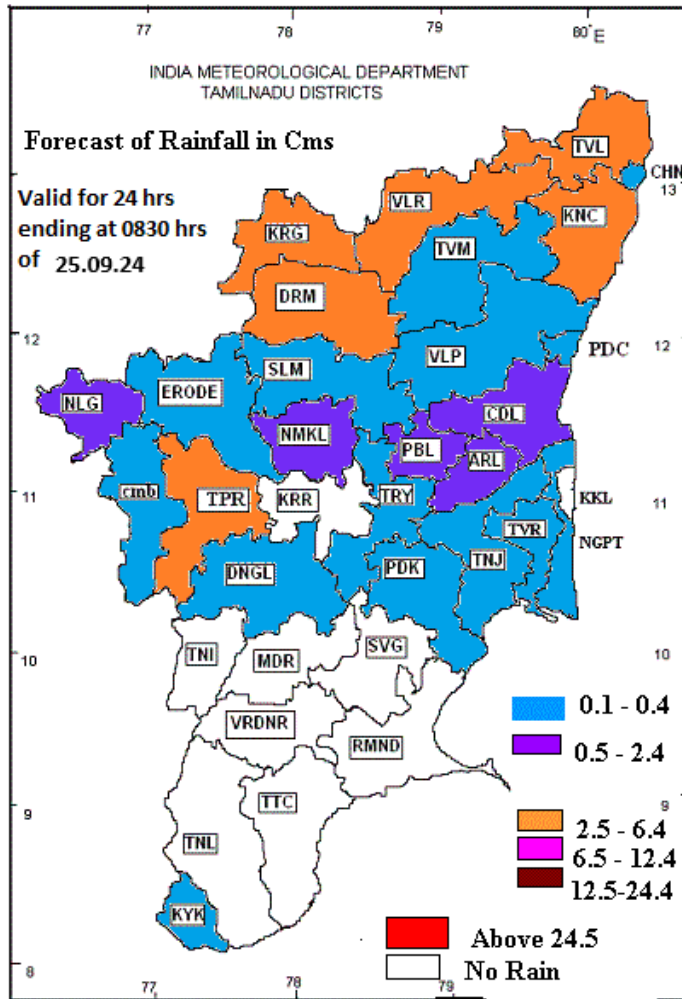
22.09.24 : Kattumayilur (dist Cuddalore) 7, Vepur (dist Cuddalore) 5, SCS Mill Arasoor (dist Villupuram), Me Mathur (dist Cuddalore), DSCL Virugavoor (dist Kallakurichi), Kalasapakkam (dist Tiruvannamalai), SCS Mill Thiruvannamalai (dist Villupuram) 4 each, Kallakurichi ARG (dist Kallakurichi), DSCL Thiyyadurgam (dist Kallakurichi), Manimutharu Dam PWD (dist Kallakurichi), DSCL Sulangurichi (dist Kallakurichi), Vadakuthu (dist Cuddalore), Kariyakovil Dam (dist Salem), KCS Mill-2 Kachirayaopalayam (dist Kallakurichi), Alangayam (dist Tirupathur), DSCL Kalayanallur (dist Kallakurichi), Vanur (dist Villupuram), Ulundurpet (dist Kallakurichi), Gomugi Dam PWD (dist Kallakurichi) 3 each, BASL Mugaiyur (dist Villupuram), Kallakurichi (dist Kallakurichi), Thalaivasal (dist Salem), Zone 01 Kathivakkam (dist Chennai), Ammapettai (dist Erode), BASL Manampoondi (dist Villupuram), Vilupuram (dist Villupuram), Veeraganoor (dist Salem), KCS Mill-1 Kadavanur (dist Kallakurichi), Anaimaduvu Dam (dist Salem), Gudiyatham (dist Vellore), RSCL-2 Koliyanur (dist Villupuram), Tozhudur (dist Cuddalore), 2 each, RSCL-2 Valavanur (dist Villupuram), Ariyalur Camp Area (dist Kallakurichi), Kuppanatham (dist Cuddalore), Zone 02 D15 Manali (dist Chennai), Virdhachalam KVK AWS (dist Cuddalore), KCS Mill-1 Ariyalur (dist Kallakurichi), RSCL-3 Semmedu (dist Villupuram), Ambur (dist Tirupathur), Melalathur (dist Vellore), Harur (dist Dharmapuri), Kilacheruvai (dist Cuddalore), Jamunamarathur (dist Tiruvannamalai), Kallakurichi AWS (dist Kallakurichi), Virudachalam (dist Cuddalore), Neyveli AWS (dist Cuddalore), RSCL Vallam (dist Villupuram), Attur (dist Salem), Parangipettai (dist Cuddalore), Thirukoilur ARG (dist Kallakurichi), Yelagiri ARG (dist Tirupathur), DSCL Rishivandhiyam (dist Kallakurichi), Sankarapuram (dist Kallakurichi), Tirukoilur (dist Kallakurichi), Vanamadevi (dist Cuddalore), RSCL-2 Nemoor (dist Villupuram), Panruti (dist Cuddalore), KCS Mill-2 Moorarpalayam (dist Kallakurichi), Keelpennathur (dist Tiruvannamalai), Sirkali (dist Mayiladuthurai), Tirupattur (dist Tirupathur), Gingee (dist Villupuram), BASL Vengur (dist Kallakurichi), Zone 01 Thiruvottiyur (dist Chennai) 1 each.

23.09.24 : Vellore (dist Vellore), Melalathur (dist Vellore) 3 each, Arcot (dist Ranipet), Katpadi (dist Vellore), Adayamadai (dist Kanniyakumari), Gudiyatham (dist Vellore), Jamunamarathur (dist Tiruvannamalai) 2 each, Neyyoor AWS (dist Kanniyakumari), Mullanginavillai (dist Kanniyakumari), Thuckalay (dist Kanniyakumari), Ammundi (dist Vellore), Wallajah (dist Ranipet), Vadapudupattu (dist Tirupathur), Nalumukku (dist Tirunelveli) 1 each.

**DISTRICT LEVEL ENSEMBLE WEATHER FORECAST ISSUED ON: 24.09.24
VALID FOR THE NEXT 5 DAYS**

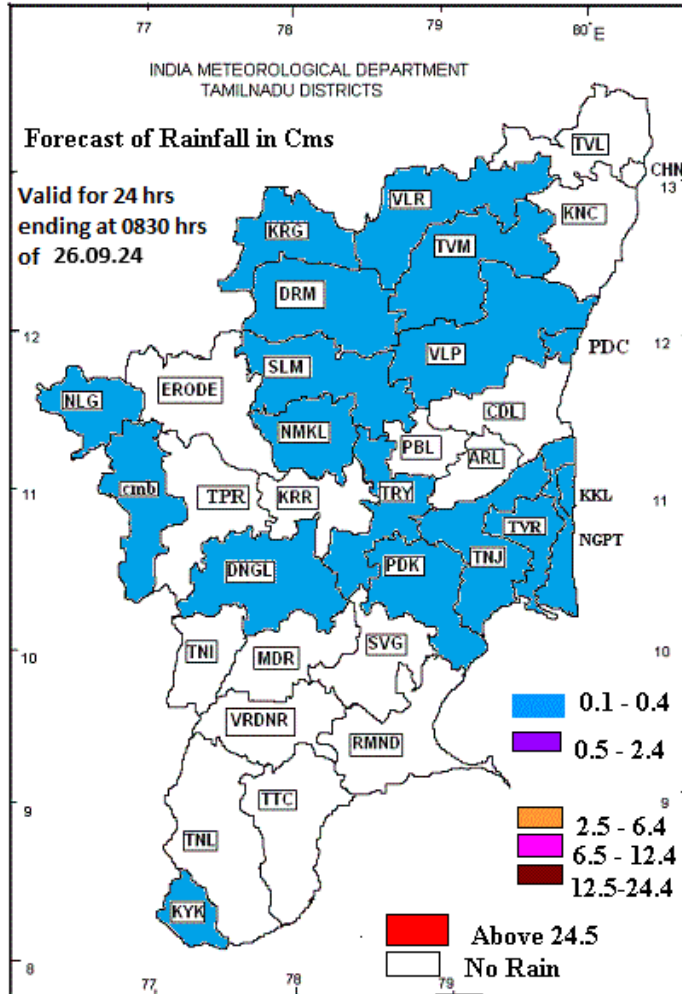


**INDIA METEOROLOGICAL DEPARTMENT
REGIONAL METEOROLOGICAL CENTRE, CHENNAI**



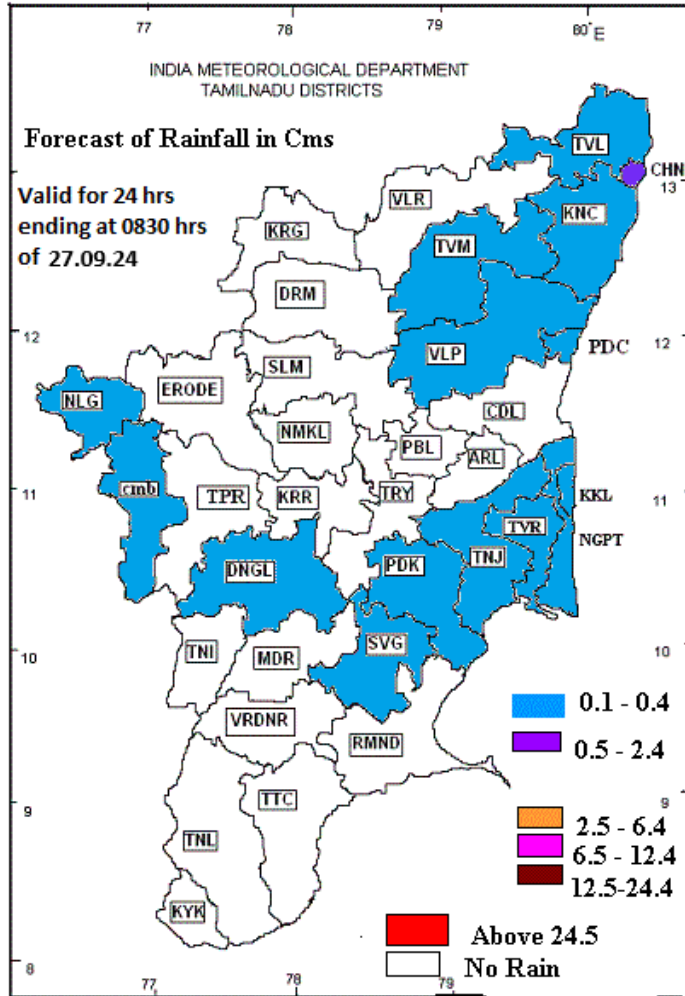


INDIA METEOROLOGICAL DEPARTMENT
REGIONAL METEOROLOGICAL CENTRE, CHENNAI



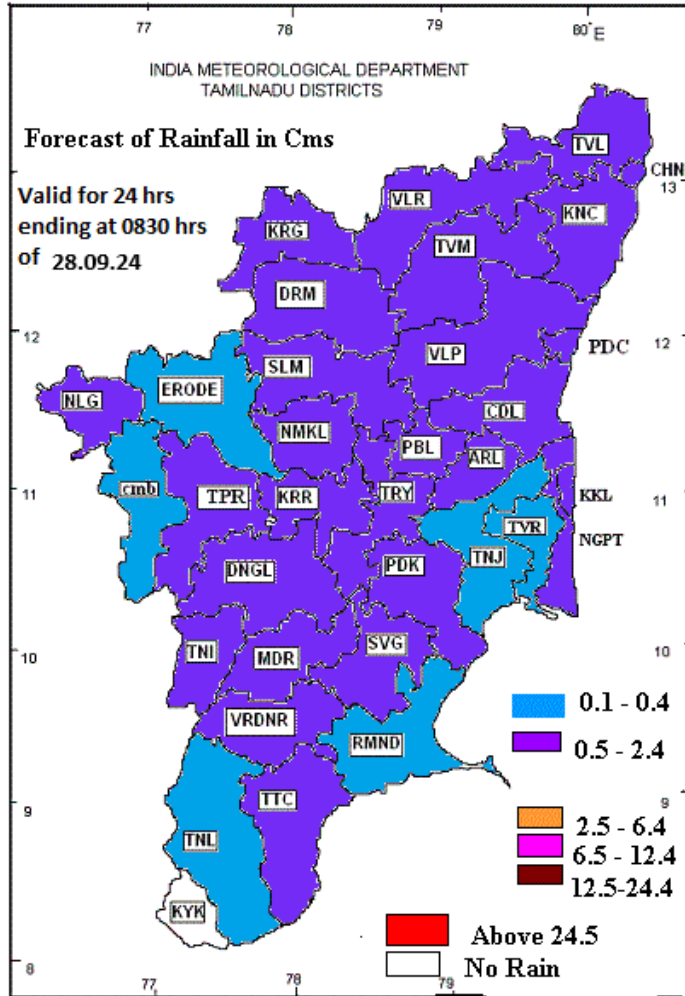


INDIA METEOROLOGICAL DEPARTMENT
REGIONAL METEOROLOGICAL CENTRE, CHENNAI



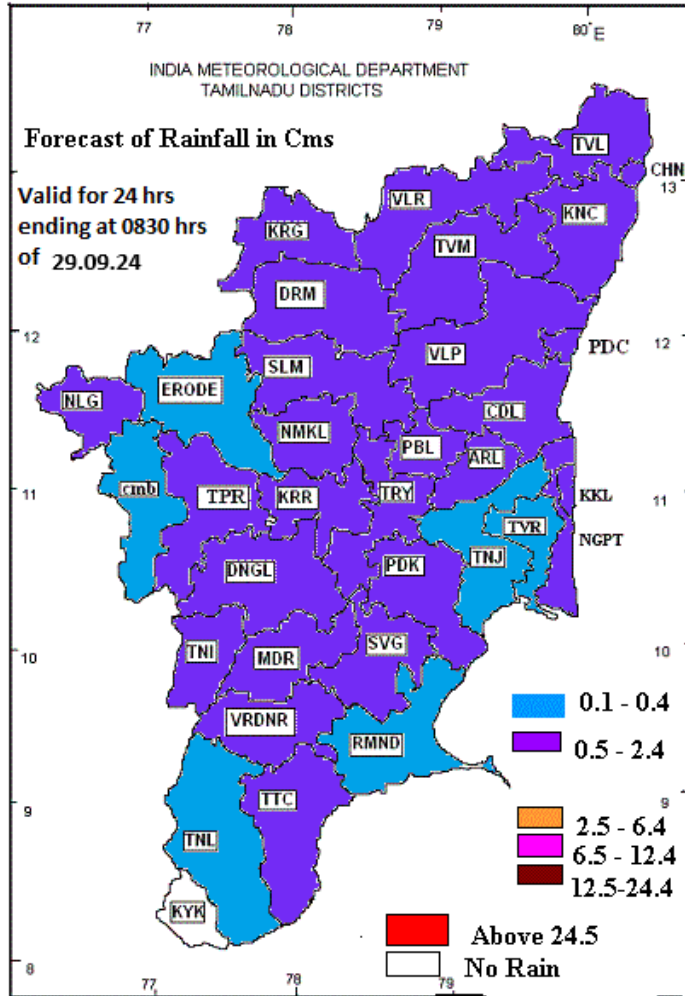


INDIA METEOROLOGICAL DEPARTMENT
REGIONAL METEOROLOGICAL CENTRE, CHENNAI





INDIA METEOROLOGICAL DEPARTMENT
REGIONAL METEOROLOGICAL CENTRE, CHENNAI



District-wise Agromet Advisories

Chennai, Kancheepuram, Villupuram, Tiruvannamalai, Tiruvallur, Vellore and Cuddalore

SMS Advisory:

(25.09.2024) Heavy rain is likely to occur at isolated places over Krishnagiri, Tirupattur, Vellore, Ranipet, Tiruvallur and Kancheepuram districts of Tamilnadu,

Livestock Advisory:

- 1.The livestock must be provided with clean wholesome drinking water all round the clock.
- 2.To prevent the methane and ammonia accumulation in pig sty provision of proper ventilation is necessary
- 3.To prevent water stagnation proper drainage must be provided in livestock shelter
- 4.The chicks must be given artificial heat (1 watt / chick or coal brooder for every 200 chicks for first 2 weeks of age)
- 5.The livestock must not be allowed to stand in stagnated water to prevent foot rot.
- 6.The piglet must be protected from cold drafts to avoid shock, they must be provided with artificial heat source or incandescent bulb as the source of heat.
- 7.Higher air temp and relative humidity will pre dispose the rabbit to respiratory distress; to prevent this rabbitory must be maintained damp free.
- 8.To counteract over occurrence of infection during rainy season pregnant goat (adult goat) must be provided with vitamin and mineral supplementation

Agricultural advisory

Rice:

Spray the TNAU Rice reap @ 3kg / acre by dissolving in 200 litre of water after adding required quantity of wetting agent at booting stage at 10days interval. It improves spikelet fertility, grain filling rate, tolerance against drought and high temperature.

Due to prevailing weather condition possible for thrips infestation in paddy crop. To manage them, spray thiamethoxam 8.0g/ for 20 cent of nursery field. In transplanted field spray Azadiractin 400 ml/acre or thiamethoxam 40 g/ac. Due to prevailing weather condition leaf folder and stem borer infestation is found in paddy crop. To manage them, spray carbosulfan 400 ml/ac or cartap hydrochloride 600 g/ac during morning or evening hours.

The forecasted weather may cause leaf folder infestation in rice crop. The farmers are advised to monitor the field, if symptoms are observed it's advised to spray Chlorantraniliprole 18.5% 150 ml/ha.

Groundnut:

To increase flower retention , pod filling and to induce drought tolerance apart from yield improvement , 2 sprays of groundnut rich @ 2 kg / acre(for each spray) at 35 DAS (50 % flowering) and 45 DAS (pod development stage).

Due to prevailing weather conditions possible for thrips infestation in groundnut crop. To control spray quinalphos 25 EC 560 ml/ac. Due to prevailing weather conditions possible for leaf miner infestation in groundnut crop. To control set light trap @ 1/ha between 8 and 11 pm at ground level and spray quinalphos 25 EC 560 ml/ac.

To increase flower retention , pod filling and to induce drought tolerance apart from yield improvement , 2 sprays of groundnut rich @ 2 kg / acre(for each spray) at 35 DAS (50 % flowering) and 45 DAS (pod development stage). To provide adequate drainage facility in lowland areas.

Coconut:

To control red palm weevil in coconut, apply neem seed kernel powder + sand (1:2) @150 g per palm in the base of the 3 inner most leaves in the crown. To control rhinoceros beetle, setup Rhino lure pheromone trap @ 2 traps/acre.

Banana:

High wind speed (>10 kmph) is expected on forthcoming days, so prop up 5 month old banana trees.

Coimbatore

Agro Advisory

Crop	Stage	Advisory
General		Drizzling is expected for the next five days and the wind speed is expected to be around 10 – 20 kmph in Western zone districts. Schedule the irrigation based on soil moisture.
Rice	Planting Maximum tillering	Considering the prevailing weather condition, early planted Kuruvai rice may be harvested and grains should be dried to 12% moisture content before storing. Due to hot and high wind speed tip drying of leaves is observed in rice crop by collision of leaves, which is not a disease. Hence avoid spraying of chemicals. Considering the lower availability of ground water and river water, adopt alternate wetting and drying method of irrigation in Samba rice.
Small millets	Harvest	Small millets may be harvested, dried during non rainy hours and stored safely.
Sugarcane	Vegetative	Considering the high wind speed with light rainfall provide propping to the sugarcane by tying opposite row to prevent from lodging.
Tomato	Vegetative	Prevailing continuous dry weather is favorable for the thrips attack in vegetables. Hence monitor the crop carefully and if required spray Dimethoate @ 2ml per liter of water.
Banana		Considering the high wind speed above 10 kmph, provide supports to the banana of more than five months old to prevent from lodging.
Turmeric	Rhizome development	Turmeric is at bulking stage, which is critical for both moisture stress and excess water. Hence, care to keep sufficient moisture and avoid excess moisture or over dry.
Animal Husbandry		Both increased temperature and humidity lead to discomfort for animals. Provide adequate drinking water and aeration in the animal shed.

SMS advisory:

Due to hot and high wind speed tip drying of leaves is observed in rice crop by collision of leaves, which is not a disease. Hence avoid spraying of chemicals.

Erode

Agro Advisory

Crop	Stage	Advisory
General		Drizzling is expected for the next five days and the wind speed is expected to be around 10 – 20 kmph in Western zone districts. Schedule the irrigation based on soil moisture.

Rice	Planting Maximum tillering	Considering the prevailing weather condition, early planted Kuruvai rice may be harvested and grains should be dried to 12% moisture content before storing. Due to hot and high wind speed tip drying of leaves is observed in rice crop by collision of leaves, which is not a disease. Hence avoid spraying of chemicals. Considering the lower availability of ground water and river water, adopt alternate wetting and drying method of irrigation in Samba rice.
Small millets	Harvest	Small millets may be harvested, dried during non rainy hours and stored safely.
Sugarcane	Vegetative	Considering the high wind speed with light rainfall provide propping to the sugarcane by tying opposite row to prevent from lodging.
Tomato	Vegetative	Prevailing continuous dry weather is favorable for the thrips attack in vegetables. Hence monitor the crop carefully and if required spray Dimethoate @ 2ml per liter of water.
Banana		Considering the high wind speed above 10 kmph, provide supports to the banana of more than five months old to prevent from lodging.
Turmeric	Rhizome development	Turmeric is at bulking stage, which is critical for both moisture stress and excess water. Hence, care to keep sufficient moisture and avoid excess moisture or over dry.
Animal Husbandry		Both increased temperature and humidity lead to discomfort for animals. Provide adequate drinking water and aeration in the animal shed.

SMS advisory:

Due to hot and high wind speed tip drying of leaves is observed in rice crop by collision of leaves, which is not a disease. Hence avoid spraying of chemicals.

Tiruppur

Agro Advisory

Crop	Stage	Advisory
General		Drizzling is expected for the next five days and the wind speed is expected to be around 10 – 20 kmph in Western zone districts. Schedule the irrigation based on soil moisture.
Small millets	Harvest	Small millets may be harvested, dried during non rainy hours and stored safely.
Sugarcane	Vegetative	Considering the high wind speed with light rainfall provide propping to the sugarcane by tying opposite row to prevent from lodging.
Tomato	Vegetative	Prevailing continuous dry weather is favorable for the thrips attack in vegetables. Hence monitor the crop carefully and if required spray Dimethoate @ 2ml per liter of water.
Banana		Considering the high wind speed above 10 kmph, provide supports to the banana of more than five months old to prevent from lodging.
Animal Husbandry		Both increased temperature and humidity lead to discomfort for animals. Provide adequate drinking water and aeration in the animal shed.

SMS advisory:

Due to hot and high wind speed tip drying of leaves is observed in rice crop by collision of leaves, which is not a disease. Hence avoid spraying of chemicals.

Nilgiris

To manage cercospora leaf spot in beetroot crop, • Removal and destruction of affected plants • Fellow crop rotation. • Spraying with Copper oxychloride (0.3 %) thrice at an interval of 15 days is recommended during rain free period.

For the management of damping off / rhizome rot / clump rot in cardamom, • Destroy the diseased clumps • Provide proper drainage • Drench the soil with copper oxychloride @ 0.25%.

Horticulture	Horticulture Specific Advisory
CARROT	For the management of nematode in carrot, soil application of neem cake @ 1 ton/ha at planting. Biofumigation of mustard plants followed by application of neem cake @ 250kg/ha along with Purpureocilliumlilacinum @ 5kg/ha is recommended during rain free period.
POTATO	To manage late blight in potato crop, Foliar spray of mancozeb @ 2 g/l or chlorothalonil @ 2 g/l on 45, 60 and 75 days after planting is recommended during the rain free period.
TEA	Management of blister blightdisease in tea • Removal and destruction of affected leaves and shoots by pruning • Spray hexaconazole @ 200 ml + copper oxychloride @ 210 g/ha at 5 days interval (or) • Copper oxychloride @ 210 g + propiconazole @ 200 ml/ha at 10 days interval, particularly during September -November months • Avoid cultivation of susceptible varieties and grow resistant varieties CIB recommendation • Spray any one of the following chemicals • Hexaconazole 5% EC @ 200ml/ha (or) • Propiconazole 25% EC @ 125-250ml/ha (or) • Carbendazim 12%+ Mancozeb 63% WP @ 1250g/ha (or) • Hexaconazole 4% + Zineb 68% WP @ 625g/ha

Dindigul

SMS Advisory	Chances of Moderate rain on 28 & 29 Sep. Maximum temperature would be in the range of 39°C to 41°C and the minimum temperature would be between 25°C - 28°C. Generally cloudy sky will appear for the next five days. Wind is expected with the speed of 6 – 12 Kmph from, West & Northwest directions.
--------------	---

General Advisory:

Agriculture:

There is a rise in maximum temperature for the forthcoming days, and due to this the soil moisture content may be reduced.

Hence, the horticultural farmers are advised to take up mulching around the root basin of the crop with dried leaves, grass and other farm wastes to retain the soil moisture content.

Due to hot and humid conditions, discomfort weather is likely at isolated pockets over the district on next two days (25.09.2024 & 26.09.2024). Hence farmers are advised to plan their field activities during morning and evening hours and avoid working in the field during 12 noon to 4 Pm. Stay safe and take care. Drink adequate water.

Weather Based Agro-Advisories: (Tomato, Bottle gourd & Animal Husbandry)

Tomato:

The incidence of Early Blight is expected in Tomato. This is a common disease of tomatoes, occurring on the foliage at any stage of the growth. The fungus attacks the foliage, causing characteristic leaf spots and blight.

Blight is first observed on the plants as small, black lesions mostly on the older foliage. Lesions on the stems are similar to those on the leaves and also infect the fruit. Lesions usually involve nearly the entire fruit.

Remove and destroy the crop debris.

To control foliar spray Difenconazole @ 15ml with 10 litres of water.

Spraying activities can be carried out on a non-rainy day.

Bottle gourd:

Applying fertilizers and post-planting operations methods to bottle-gourd crops will give good yield results.

After 15 days of sowing, thin the seedlings to two per pit.

Apply 10 kgs of FYM per pit (20 Tonnes/ha), also apply 100 gms of NPK 6:12:12 mixture per pit as basal and 10 gms of Nitrogen per pit during the flowering stage.

Animal Husbandry:

Goat-rearing farmers are advised to save their goats from mortality.

As a preventive measure against Haemorrhagic Septicemia, goats have to be vaccinated once a year before the onset of the rainy season, Contact the nearby veterinarian and vaccinate your goats.

Madurai

SMS Advisory	Chances of light rain on 28 & 29 Sep. Maximum temperature would be in the range of 39°C to 41°C and the minimum temperature would be between 25°C - 28°C. Generally cloudy sky will appear for the next five days. Wind is expected with the speed of 6 – 14 Kmph from, West, Northwest, Southwest & Northeast directions.
-----------------	--

General Advisory:

Agriculture:

There is a rise in maximum temperature for the forthcoming days, and due to this the soil moisture content may be reduced.

Hence, the horticultural farmers are advised to take up mulching around the root basin of the crop with dried leaves, grass and other farm wastes to retain the soil moisture content.

Due to hot and humid conditions, discomfort weather is likely at isolated pockets over the district on next two days (25.09.2024 & 26.09.2024). Hence farmers are advised to plan their field activities during morning and evening hours and avoid working in the field during 12 noon to 4 Pm. Stay safe and take care. Drink adequate water.

Weather Based Agro-Advisories: (Paddy, Coconut & Animal Husbandry)

Paddy:

Before transplanting the paddy seedlings, the application of organic inputs in the field is essential for the Paddy crop.

Mix 2kg of Azospirillum per hectare and 2kg of Phosphobacteria per hectare or 4kg of Azophos inoculants with 25 kg FYM and 25 kg of sand.

Broadcast the mixture uniformly in the main field before transplanting.

Coconut:

The incidence of Rhinoceros Beetles is noticed in the Coconut field.

To manage this, farmers are advised to remove and burn all dead coconut tree parts in the garden to maintain good sanitation.

Collect and destroy the various bio-stages of the beetle from the manure pits whenever manure is lifted from the pits.

Set up light traps following the first rains in the monsoon period to attract and kill adult beetles.

Once in 45 days, the topmost three leaf axils around the spindle may be applied with Naphthalene balls (4 balls) covered with fine sand.

Set up Rhino lure pheromone trap @ 5 Traps/ha to trap and kill the beetles.

Apply green muscardine fungus, *Metarrhizium anisopliae* @ 250 ml. *Metarrhizium* culture + 750 ml water in manure pits to check the perpetuation of the pest.

Soak castor cake at 1 kg in 5 litres of water in small mud pots and keep them in the coconut gardens to attract and kill the adults.

Apply a mixture of neem seed powder + sand (1: 2) @ 150g per palm in the base of the 3 innermost leaves in the crown

Animal Husbandry:

Goat-rearing farmers are advised to save their goats from mortality.

As a preventive measure against Haemorrhagic Septicemia, goats have to be vaccinated once a year before the onset of the rainy season, Contact the nearby veterinarian and vaccinate your goats.

Pudukottai

SMS Advisory	Chances of Moderate rain on 28 & 29 Sep. Maximum temperature would be in the range of 36°C to 38°C and the minimum temperature would be between 26°C - 27°C. Generally cloudy sky will appear for the next five days. Wind is expected with the speed of 10 – 12 Kmph from, Southwest, South & Northeast directions.
--------------	--

General Advisory:

Agriculture:

There is a rise in maximum temperature for the forthcoming days, and due to this the soil moisture content may be reduced.

Hence, the horticultural farmers are advised to take up mulching around the root basin of the crop with dried leaves, grass and other farm wastes to retain the soil moisture content.

Due to hot and humid conditions, discomfort weather is likely at isolated pockets over the district on next two days (25.09.2024 & 26.09.2024). Hence farmers are advised to plan their field activities during morning and evening hours and avoid working in the field during 12 noon to 4 Pm. Stay safe and take care. Drink adequate water.

Weather Based Agro-Advisories: (Red gram, Bhendi & Animal Husbandry)

Red gram:

The incense of Alternaria Leaf Spot disease is expected in Redgram. The symptom appears on leaves with small necrotic spots and these gradually increase in and form characteristic lesions with dark and light brown concentric rings, as the infection progresses, the lesions coalesce and cause blighting of leaves.

The disease is mostly confined to older leaves in adult plants but may infect new leaves of young plants, particularly in the post-rainy time.

Spray Propineb@ 25gm/tank.

Bhendi:

The incidence of mites is noticed in the Bhendi crop. The symptoms are, leaves stippled with yellow, leaves may appear bronzed, and leaves are webbing covering.

To control prepare paste of Ginger 250gm, Chilli250gm, Garlic250gm and diluted the paste in 70litres of water.

Take 100ml of Ginger, Chilly, and Garlic solution, add 250ml of well-fermented curd and 20ml of egg white with 10litres of water and spray.

Animal Husbandry:

Goat-rearing farmers are advised to save their goats from mortality.

As a preventive measure against Haemorrhagic Septicemia, goats have to be vaccinated once a year before the onset of the rainy season, Contact the nearby veterinarian and vaccinate your goats.

Ramanathapuram

SMS Advisory	Chances of very light rain on 28 & 29 Sep. Maximum temperature would be in the range of 35°C to 36°C and the minimum temperature would be between 28°C - 30°C. Cloudy sky will appear for the next five days. Wind is expected with the speed of 12 – 26 Kmph from, Southwest, South & East directions.
--------------	---

General Advisory:

Agriculture:

There is a rise in maximum temperature for the forthcoming days, and due to this the soil moisture content may be reduced.

Hence, the horticultural farmers are advised to take up mulching around the root basin of the crop with dried leaves, grass and other farm wastes to retain the soil moisture content.

Due to hot and humid conditions, discomfort weather is likely at isolated pockets over the district on next two days (25.09.2024 & 26.09.2024). Hence farmers are advised to plan their field activities during morning and evening hours and avoid working in the field during 12 noon to 4 Pm. Stay safe and take care. Drink adequate water.

Wind with the speed of 12 to 26 kmph is expected for the next five days. Hence farmers are advised to provide propping in sugarcane and to provide adequate support for crops like Banana, Papaya, Guava and Moringa, to prevent from lodging. For Gourds check the structures /pandhals for damages in the strings and poles and provide adequate support. Postpone the spraying activity.

Weather Based Agro-Advisories: (Paddy, Cotton & Animal Husbandry)

Paddy:

The incense of Bacterial Leaf Blight is noticed in Paddy fields. It infects the paddy after 3-4 weeks of planting.

In paddy, water-soaked to yellowish stripes on leaf blades or starting at leaf tips then later increase in length and width with a wavy margin, lesions are seedling wilt, turn yellow to white as the disease advances. If the cut end of the leaf is kept in water it becomes turbid because of bacterial ooze.

To control this spray Neem oil 60 EC 3% (or) NSKE 5% or fresh cow dung extract 20% twice (starting from the initial appearance of the disease and another at fortnightly intervals) is recommended for the control of sheath rot, sheath blight, grain discolouration and bacterial blight.

Cotton:

The incense of Thrips in cotton. The symptoms are, shrivelling of leaves due to scapping of the epidermis and de-sapping.

Attacked terminal buds have ragged edges. A silvery shiny appearance seems under the surface of the leaves.

To control, spray Imidacloprid 200 SL @ 100 ml/acre.

Animal Husbandry:

Goat-rearing farmers are advised to save their goats from mortality.

As a preventive measure against Haemorrhagic Septicemia, goats have to be vaccinated once a year before the onset of the rainy season, Contact the nearby veterinarian and vaccinate your goats.

Sivagangai

SMS Advisory	Chances of light rain on 28 & 29 Sep. Maximum temperature would be in the range of 39°C to 41°C and the minimum temperature would be between 25°C - 28°C. Generally cloudy sky will appear for the next five days. Wind is expected with the speed of 8 – 14 Kmph from, Southwest, Southeast & Northeast directions.
-----------------	--

General Advisory:

Agriculture:

There is a rise in maximum temperature for the forthcoming days, and due to this the soil moisture content may be reduced.

Hence, the horticultural farmers are advised to take up mulching around the root basin of the crop with dried leaves, grass and other farm wastes to retain the soil moisture content.

Due to hot and humid conditions, discomfort weather is likely at isolated pockets over the district on next two days (25.09.2024 & 26.09.2024). Hence farmers are advised to plan their field activities during morning and evening hours and avoid working in the field during 12 noon to 4 Pm. Stay safe and take care. Drink adequate water.

Weather Based Agro-Advisories: (Brinjal, Banana & Animal Husbandry)

Brinjal:

Brinjal cultivators are advised to manage the weeds in the Brinjal fields as follows.

Before planting, spray Fluchloralin @ 1 litre per 500 litres of water as pre-emergence herbicide, followed by hand weeding once at 30 days after planting.

Banana:

Farmers who have planted banana crop should apply 20gm each of Azospirillum and Phosphobacteria per plant at the growing stage, once at one month after planting and again after 5 months after planting.

Animal Husbandry:

Goat-rearing farmers are advised to save their goats from mortality.

As a preventive measure against Haemorrhagic Septicemia, goats have to be vaccinated once a year before the onset of the rainy season, Contact the nearby veterinarian and vaccinate your goats.

Theni

SMS Advisory	Chances of light rain on 28 & 29 Sep. Maximum temperature would be in the range of 34°C to 35°C and the minimum temperature would be between 23°C - 24°C. Cloudy sky will appear for the next five days. Wind is expected with the speed of 6 – 14 Kmph from, West & Northwest directions.
-----------------	--

General Advisory:

Agriculture:

There is a rise in maximum temperature for the forthcoming days, and due to this the soil moisture content may be reduced.

Hence, the horticultural farmers are advised to take up mulching around the root basin of the crop with dried leaves, grass and other farm wastes to retain the soil moisture content.

Due to hot and humid conditions, discomfort weather is likely at isolated pockets over the district on next two days (25.09.2024 & 26.09.2024). Hence farmers are advised to plan their field activities during morning and evening hours and avoid working in the field during 12 noon to 4 Pm. Stay safe and take care. Drink adequate water.

Weather Based Agro-Advisories: (Onion, Banana & Animal Husbandry)

Onion:

The incense of Onion Thrips noticed in Small Onions. It damages the leaves and small white silvery patches are seen all over the leaves. In severe infestation, leaves dry from tip to downward.

To manage this, farmers are advised to follow clean cultivation practices and regular hoeing.

Flooding of the infested field will also reduce the Thrips population.

To control, foliar spray with 300ml of Tobacco decoction with 350ml of Fish Oil Resin soap per acre.

Banana:

The incidence of yellow Sigatoka disease is seen in Banana fields. The symptoms are slight discolouration between the leaf's secondary veins.

Over a while these points develop into pale yellow streaks, brown streaks and elliptic necrotic spots arranged parallel to the secondary veins. This disease spread rapidly.

To control this, add 10gms of Pseudomonas Fluorescence + 10gms of Bacillus Subtilis + 10 ml of Panchakavya + 5gms of Jaggery in one litre of water and spray it during the morning or evening hours.

Animal Husbandry:

Goat-rearing farmers are advised to save their goats from mortality.

As a preventive measure against Haemorrhagic Septicemia, goats have to be vaccinated once a year before the onset of the rainy season, Contact the nearby veterinarian and vaccinate your goats.

Salem

WEATHER ADVISORY BULLETIN FOR LIVESTOCK, POULTRY AND AGRICULTURE

Livestock, Poultry & Crop	Stage	Weather advisory
Livestock	General	Prevention / control of aflatoxin Strict control of Aflatoxin B1 level in feed ingredients like maize and groundnut cake is required in order to minimize the level of Aflatoxin M1 in milk and milk products. Avoid the cultivation of groundnut continually in the same land. Postpone the harvesting of crops like maize and groundnut during rainy season. Stagnation of water in the field for longer period as well as premature harvesting of

		<p>crops also disposes to aflatoxin contamination.</p> <p>The maize grain and groundnut pods should be dried as quickly as possible after harvesting and the moisture content should be less than 11 % before storage.</p> <p>Avoid storage of damaged, broken grains as well as insect damaged grains which are susceptible for fungal growth. Periodically check the moisture content if stored for longer periods.</p> <p>Store the raw materials on wooden pallets or crates and away from the walls to prevent moisture migration from the floor and walls.</p> <p>Proper drying and storage of groundnut straw and maize stover is important to prevent aflatoxin toxicity.</p>
Agro advisory from Krishi Vigyan Kendra, Namakkal		
Maize	Vegetative Stage	Farmers are requested to give foliar spraying with Maize Maxim @ 3 kg / acre in 200 litres of water along with sticking agent during tassel initiation and grain filling stage to improve the yield of maize crop.
Turmeric	Vegetative Stage	Farmers are requested to sow moth bean seeds in between the rows of turmeric and incorporate the same in the field within 30 – 45 days after sowing in order to reduce weed growth and build up nitrogen in the soil.
Banana	Planting Stage	Farmers are requested to sow cowpea as intercrop in between the rows of banana to control the weeds and conserve the moisture while planting the banana under the rabi season.
Small onion	Sowing Stage	Farmers are advised to sow maize at a spacing of 15 x 15 cm in 2 rows around the onion field which was sown during puratasi pattam to arrest the entry of thrips and its incidence in small onion.

Namakkal

WEATHER ADVISORY BULLETIN FOR LIVESTOCK, POULTRY AND AGRICULTURE

Livestock, Poultry & Crop	Stage	Weather advisory
Livestock	General	<p>Prevention / control of aflatoxin</p> <p>Strict control of Aflatoxin B1 level in feed ingredients like maize and groundnut cake is required in order to minimize the level of Aflatoxin M1 in milk and milk products.</p> <p>Avoid the cultivation of groundnut continually in the same land.</p> <p>Postpone the harvesting of crops like maize and groundnut during rainy season.</p> <p>Stagnation of water in the field for longer period as well as premature harvesting of crops also disposes to aflatoxin contamination.</p> <p>The maize grain and groundnut pods should be dried as quickly as possible after harvesting and the moisture content should be less than 11 % before storage.</p> <p>Avoid storage of damaged, broken grains as well as insect damaged grains which are susceptible for fungal growth. Periodically check the moisture content if stored for longer periods.</p> <p>Store the raw materials on wooden pallets or crates and away from the walls to prevent moisture migration from the floor and walls.</p> <p>Proper drying and storage of groundnut straw and maize stover is important to prevent aflatoxin toxicity.</p>

Agro advisory from Krishi Vigyan Kendra, Namakkal		
Maize	Vegetative Stage	Farmers are requested to give foliar spraying with Maize Maxim @ 3 kg / acre in 200 litres of water along with sticking agent during tassel initiation and grain filling stage to improve the yield of maize crop.
Turmeric	Vegetative Stage	Farmers are requested to sow moth bean seeds in between the rows of turmeric and incorporate the same in the field within 30 – 45 days after sowing in order to reduce weed growth and build up nitrogen in the soil.
Banana	Planting Stage	Farmers are requested to sow cowpea as intercrop in between the rows of banana to control the weeds and conserve the moisture while planting the banana under the rabi season.
Small onion	Sowing Stage	Farmers are advised to sow maize at a spacing of 15 x 15 cm in 2 rows around the onion field which was sown during puratasi pattam to arrest the entry of thrips and its incidence in small onion.

Dharmapuri

WEATHER ADVISORY BULLETIN FOR LIVESTOCK, POULTRY AND AGRICULTURE

Livestock, Poultry & Crop	Stage	Weather advisory
Livestock	General	<p>Prevention / control of aflatoxin</p> <p>Strict control of Aflatoxin B1 level in feed ingredients like maize and groundnut cake is required in order to minimize the level of Aflatoxin M1 in milk and milk products.</p> <p>Avoid the cultivation of groundnut continually in the same land.</p> <p>Postpone the harvesting of crops like maize and groundnut during rainy season.</p> <p>Stagnation of water in the field for longer period as well as premature harvesting of crops also disposes to aflatoxin contamination.</p> <p>The maize grain and groundnut pods should be dried as quickly as possible after harvesting and the moisture content should be less than 11 % before storage.</p> <p>Avoid storage of damaged, broken grains as well as insect damaged grains which are susceptible for fungal growth. Periodically check the moisture content if stored for longer periods.</p> <p>Store the raw materials on wooden pallets or crates and away from the walls to prevent moisture migration from the floor and walls.</p> <p>Proper drying and storage of groundnut straw and maize stover is important to prevent aflatoxin toxicity.</p>

Agro advisory from Krishi Vigyan Kendra, Namakkal

Maize	Vegetative Stage	Farmers are requested to give foliar spraying with Maize Maxim @ 3 kg / acre in 200 litres of water along with sticking agent during tassel initiation and grain filling stage to improve the yield of maize crop.
Turmeric	Vegetative Stage	Farmers are requested to sow moth bean seeds in between the rows of turmeric and incorporate the same in the field within 30 – 45 days after sowing in order to reduce weed growth and build up nitrogen in the soil.
Banana	Planting Stage	Farmers are requested to sow cowpea as intercrop in between the rows of banana to control the weeds and conserve the moisture while planting the banana under the rabi

		season.
Small onion	Sowing Stage	Farmers are advised to sow maize at a spacing of 15 x 15 cm in 2 rows around the onion field which was sown during puratasi pattam to arrest the entry of thrips and its incidence in small onion.

Krishnagiri

WEATHER ADVISORY BULLETIN FOR LIVESTOCK, POULTRY AND AGRICULTURE

Livestock, Poultry & Crop	Stage	Weather advisory
Livestock	General	<p>Prevention / control of aflatoxin</p> <p>Strict control of Aflatoxin B1 level in feed ingredients like maize and groundnut cake is required in order to minimize the level of Aflatoxin M1 in milk and milk products.</p> <p>Avoid the cultivation of groundnut continually in the same land.</p> <p>Postpone the harvesting of crops like maize and groundnut during rainy season.</p> <p>Stagnation of water in the field for longer period as well as premature harvesting of crops also disposes to aflatoxin contamination.</p> <p>The maize grain and groundnut pods should be dried as quickly as possible after harvesting and the moisture content should be less than 11 % before storage.</p> <p>Avoid storage of damaged, broken grains as well as insect damaged grains which are susceptible for fungal growth. Periodically check the moisture content if stored for longer periods.</p> <p>Store the raw materials on wooden pallets or crates and away from the walls to prevent moisture migration from the floor and walls.</p> <p>Proper drying and storage of groundnut straw and maize stover is important to prevent aflatoxin toxicity.</p>
Agro advisory from Krishi Vigyan Kendra, Namakkal		
Maize	Vegetative Stage	Farmers are requested to give foliar spraying with Maize Maxim @ 3 kg / acre in 200 litres of water along with sticking agent during tassel initiation and grain filling stage to improve the yield of maize crop.
Turmeric	Vegetative Stage	Farmers are requested to sow moth bean seeds in between the rows of turmeric and incorporate the same in the field within 30 – 45 days after sowing in order to reduce weed growth and build up nitrogen in the soil.
Banana	Planting Stage	Farmers are requested to sow cowpea as intercrop in between the rows of banana to control the weeds and conserve the moisture while planting the banana under the rabi season.
Small onion	Sowing Stage	Farmers are advised to sow maize at a spacing of 15 x 15 cm in 2 rows around the onion field which was sown during puratasi pattam to arrest the entry of thrips and its incidence in small onion.

Karaikal

Agro Advisory

Crop/livestock	Stage/Particulars	Agro Advisory
Rice	Variety	Medium duration rice varieties like ADT 38, ADT 39, ADT 46, CO 50, CO 52, TKM 13, TRY 3 and KKLR 2 may be adopted for ensuing late <i>Samba</i> or <i>Thaladi</i> season.
	Field preparation	For direct seeded rice, apply 50 kg of P ₂ O ₅ /ha as basally in the last plough and level the field to have uniform crop stand and provide shallow trenches (15 cm width) at an interval of 3 m all along the field to facilitate the draining of excess water in case of heavy rainfall at the early growth stage of rice.
	Dry seed treatment	Mix the seeds with Captan or Thiram 24 hrs before sowing @ 4g/kg of seed. This dry seed treatment gives protection to the seedlings up to 40 days from seedling disease such as blast and brown spot.
	Sowing	For direct seeded rice, sowing may be done upto 30 th September.
	Weed management	To manage weeds in nursery, apply pre-emergence herbicide Butachlor 50 EC @ 1.0 kg (a.i.)/ha on 8 DAS.
		To manage weeds in direct wet seeded rice, apply Pretilachlor + safener 30 EC @ 0.450 kg (a.i.)/ha at 3 days after sowing.
		To manage weeds in direct dry seeded rice, apply Pendimethalin 30 EC @ 1.0 kg (a.i.)/ha at 5 days after sowing.
Cattle	Vaccination	Before the onset of monsoon, animals may be vaccinated for Foot and Mouth Disease and Hemorrhagic Septicemia. Grazing animals that are drinking pond water should be dewormed
	Deworming	Grazing animals that are drinking pond water should be dewormed.
	Shed management	Repair cattle/goat/poultry shed before the rainy season and ensure the roof leak proof. Otherwise leaking of rain water in dirty sheds may increase in ammonia production and coccidiosis disease.
		Do patchwork to fill the cracks in the floor to prevent hoof rotting disease of goats.
Paddy straw enriching	Urea enriched paddy straw can be prepared and used for cattle (To enrich 100 kg of paddy straw, dissolve 4 kg urea in 65 litres of water and sprinkle prepared urea solution over the paddy straw and cover it. After 21 days the urea treated paddy straw can be used for feeding).	

SMS: Light rain is expected for next few days.

Puducherry

Agro Advisory

Crop	Stage/ Particulars	Agro Advisory
Rice	Green algae	To avoid the growth of green algae in paddy fields, Copper Sulphate @ one Kg in muslin cloth may be placed in the outlet of bore water irrigated to the field.

Rice	Tillering stage	To manage rice leaf folder release <i>Trichogramma chilonis</i> 5cc (1,00,000/ha) at 37, 44, 51 day after planting. Avoid excess application of nitrogen fertilizers. Setup light trap to attract adult moths. Setup T- shaped bird perches for predatory birds to control these pests. Apply cartaphydrochloride 50% SP @ 2g/l or flubendiamide 20 WG @ 0.25 g/l or thiamethoxam 25 WG @ 0.2 g/l. To manage rice stem borer, release parasitoid <i>Trichogramma japonicum</i> @1,00,000/ha at active tillering stage (37, 44 and 51 DAP) or Azadirachtin 0.03% @ 4 ml/l or cartaphydrochloride 50% SP @ 2g/l or flubendiamide 20 WG @ 0.25 g/l or thiamethoxam 25 WG @ 0.2 g/l.
Cassava	Vegetative stage	To manage cassava mosaic disease CMD in tapioca, spray 3% neem oil or methyl dematon 2ml/lit or Dimethoate 1ml/lit or Acetamiprid 0.3g/l.
Sugarcane	Vegetative stage	In Sugarcane, to manage mealy bug, spray Methyl Parathion 50 EC @ 2ml/l.
Jasmine	Budworm	To control budworm in Jasmine, collect and destroy the damaged buds with larvae. Use light trap to attract and kill the adult moths Spray NSKE 5% or malathion 50EC 2ml/lit
Cattle	Vaccination	Before the onset of monsoon, animals may be vaccinated for Foot and Mouth Disease and Hemorrhagic Septicemia. Grazing animals that are drinking pond water should be dewormed
	Deworming	Grazing animals that are drinking pond water should be dewormed.
	Shed management	Repair cattle/goat/poultry shed before the rainy season and ensure the roof leak proof. Otherwise leaking of rain water in dirty sheds may increase in ammonia production and coccidiosis disease.
		Do patchwork to fill the cracks in the floor to prevent hoof rotting disease of goats.
Paddy straw enriching	Urea enriched paddy straw can be prepared and used for cattle (To enrich 100 kg of paddy straw, dissolve 4 kg urea in 65 litres of water and sprinkle prepared urea solution over the paddy straw and cover it. After 21 days the urea treated paddy straw can be used for feeding).	

SMS: Light to moderate rain is expected for next few days. Hence, postpone irrigation to crops.

