



**Thiru. O.V.R. Somasundaram, Pollachi, Tamil Nadu, India**  
**E-mail : [ovrsomasundaram@yahoo.co.in](mailto:ovrsomasundaram@yahoo.co.in)**



# My experience with NUTMEG

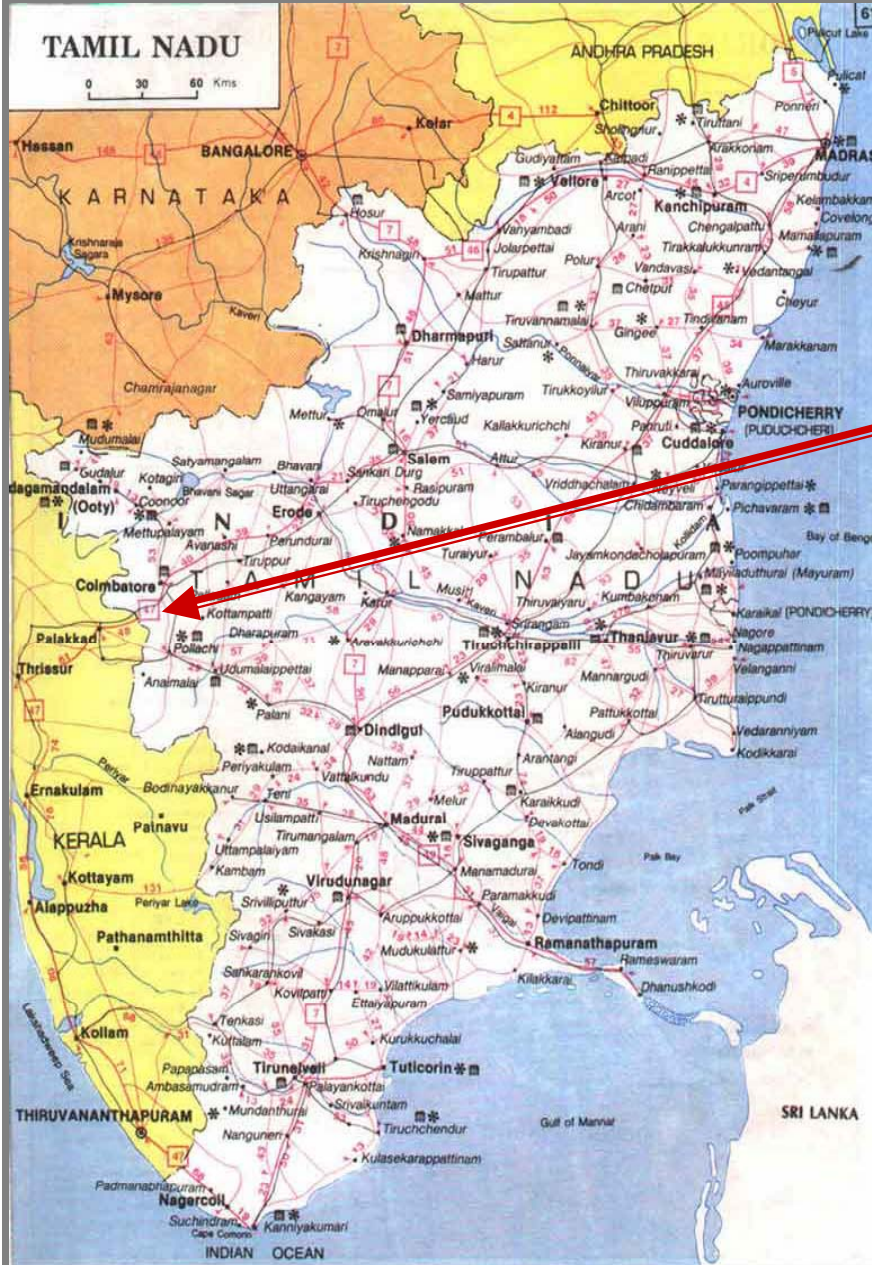
## Nursery & Production

27 7:54AM



# Shade dried mace





**Tamil Nadu - Coconut**  
**Total Area : 3.2 lakhs ha**  
**Production : 3716 million nuts**

**Pollachi**  
**Average Rain fall : 121.22 cm**  
**Average annual rainy days : 44.5**

**RH : 70 %**

Temperature	Mean Max	Mean min
Summer	34.7°C	22.1°C
Winter	32.2°C	9.2°C

**Latitude : 10.39 N**  
**Longitude : 77.03 E**

A photograph of a coconut plantation. The trees are arranged in neat, parallel rows, creating a perspective that leads the eye towards the background. The ground is covered in green grass, and the sunlight filters through the canopy, casting long, soft shadows. A dirt path or road runs through the middle of the plantation. The overall scene is bright and clear, suggesting a sunny day.

**Little space, Big harvest!!**

**Monocropped Coconut Plantation**

**Optimize the space and maximize your yield**

**6 10:03AM**



Coconut + Nutmeg + Cocoa

17 7:34 AM



**Coconut + Nutmeg**

**9 8:20AM**















7 10:46AM

**Nutmeg Dense Planting**



# Nutmeg Dense Planting










**Multi stemmed tree from  
Plagiotropic graft**



17 4:49PM









# **Nursery & Propagation Methods**





***Myristica bedomei* Wild Nutmeg as root stock**





**Green Patch budded nutmeg plants** 1:27PM



**Budding done above the first layer**



**Budded plants – *M. beddomi* as root stock**

6 3.2 TPM



**Budding done below the first layer**

5 3:28PM





6 14/10/21

Failed Bud Marks



**Close planting of scion trees for bud wood collection**



**Coppicing to induce bud growth**

6 3:31PM







Induction of orthotropic shoots from plagiotropic Branch



**Approach grafting done on the trees  
with suitable support**







**About 5000 grafts can be obtained from a 20 year old tree**

**It takes about three months for first cutting**

**One month after first cutting grafts are detached**

**Hardening is done for 1 month**



**Nutmeg grafted plant  
ready for planting**



**Approach grafting using wild Nutmeg root stock**





**Epicotyl grafting from IISR – Vishwashree**



**Shoot bending for early sprouting of orthotropic shoots**



**Approach grafting  
orthotropic shoot**



**One year old grafted  
plant before pruning**



**Pruning operation**

18 6:27AM




18 6:28AM

**After pruning**



**Training**




Support Stick



Scion



Root stock



18 6:39AM



**One year old plant  
with support**





**Rooting pattern  
wild nutmeg**



**Rooting pattern**  
***Myristica fragrans***



**Grafted plant trained and supported with *Glyricidia***

4<sup>th</sup> year – 2009



5<sup>th</sup> year 2010



**Epicotyl Grafted  
plant trained and  
supported with  
*Concrete Post* -  
ISSR Farm**



**Epicotyl Grafted plant untrained and supported with *Plastic Ropes***



u

**Untrained Epicotyl Grafted Plants**

2 10:22AM





**Multi stemmed grafted plant – Plagiotropic Scion**









**Collection of brown patch buds for patch budding from selected mother plants**

14 7:22AM



**Bud wood stick**

14 7:27AM



**Brown patch bud**

14 7:48AM



14 7:49AM









**Bud union tied with polythene strip** 25 3:49PM



**Pruning to initiate sprouting of buds**

27 10:26AM



27 10:20AM





Rootstock having male flowers

Rootstock giving good yield






Established plant using *Malabarica* wild root stock



**Occasional growth of plagiotropic shoots in orthotropic budded plants**

18 6:36AM

**Induction of orthotropic shoots from  
plagiotropic branches by cutting**







**Nirappal Nursery, Pattikad**



**Green patch budding done at nurseries**







# Nursery – Grenada – West Indies

