



Department of Agriculture & Cooperation
 Ministry of Agriculture
 Government of India

2012

Agricultural Mission Mode Project under National e-Governance Plan



Jharkhand State Agricultural Portal Software Requirement Specifications

“The State Agriculture Portal would be the front end for all the services’ delivery in Agriculture MMP. A farmer would typically come to SAP to find information / avail any service through CSC / Internet.”



Agricultural Informatics Division
 National Informatics Centre
 Department of Information Technology
 Ministry of Information Technology
 Government of India



Sahara India Center
 2, Kapoorthala Complex, Aliganj
 Lucknow – 226024, India

Amendment Log

Version Number	Date	Change Number	Brief Description	Sections change
1.0	22/01/2012	-	Original Document Prepared	
1.1	20/04/2012	-	1. Only two Languages are shown on the header of Prototype (Hindi, English) 2. Crop Section of Prototype changed. 3. Following options added in Prototype: i. Visual Training Material ii. Horticulture iii. Floriculture iv. Organic Farming v. Harvesting	Added Section 4.4.34

TABLE OF CONTENTS

1.	INTRODUCTION	7
1.1	BACKGROUND	7
1.2	PROFILE OF THE STATE - JHARKHAND.....	7
1.3	ABOUT JHARKHAND AGRICULTURE	11
1.3.1	IMPORTANT CROPS OF JHARKHAND.....	12
1.4	JHARKHAND AGRICULTURE DEPARTMENT	13
1.5	JHARKHAND – FISHERIES SECTOR	14
1.6	JHARKHAND – LIVESTOCK SECTOR	15
2.	PURPOSE	17
2.1	SCOPE OF THE DOCUMENT	17
2.2	OBJECTIVES OF JHARKHAND STATE AGRICULTURAL PORTAL.....	17
2.3	DEFINITIONS, ACRONYMS AND ABBREVIATIONS	17
2.4	REFERENCES.....	19
3.	OVER ALL DESCRIPTION: STATE AGRICULTURAL PORTAL	21
3.1	AS-IS SYSTEM OF DEPARTMENT OF AGRICULTURE.....	21
3.1.1	<i>Agriculture and Sugarcane Development Department, Jharkhand</i>	<i>21</i>
3.1.2	<i>Website of Birsa Agriculture University</i>	<i>23</i>
3.1.3	<i>Website of Directorate of Soil Conservation, Jharkhand –</i>	<i>25</i>
3.1.4	<i>Website of State Agricultural Management & Extension Training Institute –.....</i>	<i>27</i>
3.1.5	<i>Website of Fisheries Department - www.jharfish.com.....</i>	<i>29</i>
3.1.6	<i>Website of Department of Animal Husbandry & Fisheries, Government of Jharkhand.....</i>	<i>30</i>
3.1.7	<i>Website of Birsa Agriculture University</i>	<i>32</i>
3.1.8	<i>Website of Jharkhand State Agriculture Marketing Board.....</i>	<i>32</i>
3.1.9	<i>Website of Jharkhand State Horticulture Mission</i>	<i>33</i>
3.1.10	<i>Agricultural Technology Management Agency (ATMA) Websites.....</i>	<i>34</i>
3.1.10.1	<i>ATMA Website of Dumka</i>	<i>34</i>
3.1.10.2	<i>ATMA Website of Jamtara</i>	<i>34</i>
3.1.10.3	<i>ATMA Website of Garhwa</i>	<i>35</i>
3.1.10.4	<i>ATMA Website of Bokaro</i>	<i>35</i>
3.1.10.5	<i>ATMA Website of Dhandbad</i>	<i>36</i>
3.1.10.6	<i>ATMA Website of Koderma.....</i>	<i>36</i>
3.1.10.7	<i>ATMA Website of Giridih</i>	<i>37</i>
3.1.10.8	<i>ATMA Website of Lohardagga.....</i>	<i>37</i>
3.1.10.9	<i>ATMA Website of Gumla.....</i>	<i>38</i>
3.1.11	<i>Official Website of Jharkhand – www.jharkhand.gov.in.....</i>	<i>38</i>
3.2	GAPS AND ISSUES WITH CURRENT SYSTEM	39
3.3	STATE AGRICULTURAL PORTAL – PERSPECTIVES	39
3.4	GRIEVANCES REDRESSAL MANAGEMENT AND EXPERT ADVISORY SYSTEM	41
3.4.1	<i>As-Is Process.....</i>	<i>41</i>
3.4.2	<i>Scope of Grievance Redressal Management System and Expert Advisory System</i>	<i>41</i>
3.4.3	<i>To Be Process.....</i>	<i>42</i>
3.4.4	<i>Information on Architecture of GRM –NeGPA</i>	<i>42</i>
3.4.5	<i>Expected Outcomes.....</i>	<i>43</i>
3.4.6	<i>Grievance Redressal Management Workflow.....</i>	<i>43</i>
3.4.1	<i>Expert Advisory Workflow</i>	<i>44</i>

4.	SPECIFIC REQUIREMENT	47
4.1	USERS OF STATE AGRICULTURAL PORTAL	47
4.2	USER INTERFACES	47
4.2.1	<i>User Interface for the Home Page of the State Agricultural Portal.....</i>	47
4.2.2	<i>Common features in all User Interfaces for Sections and Sub-Sections of State Agricultural Portal 48</i>	
4.2.3	<i>Common features in all the pages of the portal</i>	49
4.3	HARDWARE INTERFACES FOR STATE AGRICULTURAL PORTAL	50
4.4	COMMUNICATION INTERFACE.....	50
4.5	SOFTWARE FOR THE STATE AGRICULTURAL PORTAL	50
4.6	PRODUCT FUNCTIONS.....	50
5.	FUNCTIONAL REQUIREMENTS	52
5.1	STATE AGRICULTURAL PORTAL.....	52
5.2	SAMPLE WEB VIEW OF SAP.....	53
5.2.1	<i>Home Page View</i>	53
5.2.2	<i>Seed Section View.....</i>	54
5.2.3	<i>Pesticide Section View</i>	55
5.2.4	<i>Fertilizer Section View</i>	56
5.2.5	<i>Soil Health Section View.....</i>	57
5.2.6	<i>Weather & Agro-met Advisory Section View</i>	58
5.2.7	<i>Irrigation Section View</i>	59
5.2.8	<i>Crop Section View.....</i>	60
5.2.9	<i>Farm Machinery Section View.....</i>	61
5.2.10	<i>Exports/ Imports Section View</i>	62
5.2.11	<i>Drought-Relief-and-Management Section View</i>	63
5.2.12	<i>Livestock Section View.....</i>	64
5.2.13	<i>Fisheries Section View</i>	65
5.3	STATE AGRICULTURAL PORTAL SECTIONS VIEW	66
5.4	STATE AGRICULTURAL PORTAL FUNCTIONS	70
5.4.1	<i>History.....</i>	70
5.4.2	<i>ICAR Institutes</i>	71
5.4.3	<i>Agriculture Courses</i>	72
5.4.4	<i>Career</i>	73
5.4.5	<i>FAQ.....</i>	74
5.4.6	<i>Feedback</i>	74
5.4.7	<i>Contact Us.....</i>	75
5.4.8	<i>Organic Farming.....</i>	76
5.4.9	<i>Horticulture.....</i>	77
5.4.10	<i>Floriculture</i>	78
5.4.11	<i>Harvesting.....</i>	79
5.4.12	<i>Search.....</i>	80
5.4.13	<i>Greivance Management</i>	81
5.4.13.1	<i>New Grievance registered</i>	82
5.4.13.2	<i>View Grievance and take action.....</i>	83
5.4.13.3	<i>Resolution of Grievance</i>	84
5.4.13.4	<i>Escalation of Grievance.....</i>	85
5.4.14	<i>Farmer's Corner</i>	86
5.4.14.1	<i>Farmer Registration.....</i>	87
5.4.14.2	<i>Update Static Information for Farmer</i>	88
5.4.14.3	<i>Update Dynamic Information for farmer</i>	92
5.4.14.4	<i>Mail/SMS sent to farmer to update season information.....</i>	94

5.4.14.5	Registered Farmers List	95
5.4.14.6	Related Links	96
5.4.15	<i>Industry Corner</i>	97
5.4.16	<i>National Farmer's Database</i>	98
5.4.17	<i>Expert Advisory</i>	99
5.4.17.1	Add New Query	100
5.4.17.2	Query Acceptance and Expert Advice	104
5.4.18	<i>Knowledge Management</i>	109
5.4.19	<i>Visual Training Material</i>	109
5.4.20	<i>Apply Online</i>	110
5.4.21	<i>Download Forms</i>	111
5.4.22	<i>Seeds Section</i>	112
5.4.22.1	Dealer Network	113
5.4.22.2	Seed Stock and Pricing Information	114
5.4.22.3	Information on Seeds/ Seed varieties	115
5.4.22.4	Area Wise Recommendations	116
5.4.22.5	Registration / Licensing for Seeds	117
5.4.22.6	Seed Testing Laboratories	117
5.4.22.7	Seed Certification Application	118
5.4.22.8	Related Websites	119
5.4.23	<i>Pesticides Section</i>	120
5.4.23.1	Dealer Network	121
5.4.23.2	Pricing And Availability	122
5.4.23.3	Package of Practices	123
5.4.23.4	IPM Package	124
5.4.23.5	List	125
5.4.23.6	Registration / Licensing	127
5.4.23.7	Pesticide Testing Laboratories	127
5.4.23.8	Related Websites	128
5.4.24	<i>Fertilizer Section</i>	129
5.4.24.1	Dealer Network	130
5.4.24.2	Pricing and Availability	131
5.4.24.3	Fertilizer Usage Guidelines	132
5.4.24.4	Registration/Licensing	133
5.4.24.5	Fertilizer Testing Laboratories	134
5.4.24.6	mFMS Application	135
5.4.24.7	Related Websites	135
5.4.25	<i>Soil Health Section</i>	136
5.4.25.1	Soil Testing Application	137
5.4.25.2	Irrigation Advice	138
5.4.25.3	Soil Types	139
5.4.25.4	Soil Testing Labs	139
5.4.25.5	Diseases and Remedial Measures	140
5.4.25.6	Soil Survey Map	141
5.4.26	<i>Irrigation</i>	142
5.4.27	<i>Farm Machinery</i>	143
5.4.28	<i>Crops</i>	144
5.4.29	<i>Livestock</i>	146
5.4.30	<i>Fisheries</i>	147
5.4.31	<i>Training and Extension</i>	148
5.4.32	<i>Good Agricultural Practices</i>	148
5.4.33	<i>Prices and Arrival</i>	149
5.4.34	<i>e-Market</i>	150

5.4.35	<i>Procurement Points</i>	151
5.4.36	<i>Marketing Infrastructure</i>	151
5.4.37	<i>Import / Export</i>	152
5.4.38	<i>Weather and Agro-met advisory</i>	153
5.4.39	<i>Drought Relief and Management</i>	155
5.4.40	<i>Schemes and Programs</i>	156
5.4.41	<i>Monitoring Implementation of schemes</i>	157
5.4.42	<i>Accessibility Options</i>	157
5.4.43	<i>Sitemap</i>	158
5.4.44	<i>Add to Favorites</i>	159
5.4.45	<i>Tell A Friend</i>	160
5.4.46	<i>RSS</i>	160
5.4.47	<i>About This Portal</i>	161
5.4.48	<i>Help</i>	162
5.4.49	<i>Terms of Use</i>	163
5.4.50	<i>Visitors Summary</i>	163
5.4.51	<i>NewsLetter</i>	164
5.4.52	<i>Your Opinion</i>	165
5.4.53	<i>Related Links</i>	166
5.4.54	<i>Accessibility Statements</i>	166
5.4.55	<i>Flash season specific Information</i>	167
5.5	USER CHARACTERISTICS.....	168
5.6	ASSUMPTIONS AND DEPENDENCIES	169
5.7	ACCEPTANCE CRITERIA	169
5.8	GENERAL CONSTRAINTS	169
5.9	ASSUMPTIONS AND DEPENDENCIES	170
5.10	THE STATE AGRICULTURAL PORTAL CONTENT MANAGEMENT SYSTEM	170
5.11	STATE AGRICULTURAL PORTAL COORDINATORS AND CONTENT CONTRIBUTORS.....	171
5.12	CONTENT MANAGEMENT SYSTEM AND WORKFLOW MANAGEMENT	172
5.13	CONTENT VALIDITY.....	172
5.14	ACCESSING PORTAL CONTENT CMS	172
5.15	LOGON TO THE STATE AGRICULTURAL PORTAL CMS.....	172
5.16	CONTENT MANAGEMENT SYSTEM USER INTERFACE.....	173
6.	NON-FUNCTIONAL REQUIREMENTS	174
6.1	PERFORMANCE REQUIREMENTS	174
6.2	DESIGN CONSTRAINTS.....	174
6.3	STANDARD COMPLIANCE	174
7.	CONCLUSION	175
ANNEXURE 1	176	
7.1	USE CASE DIAGRAMS	176
7.1.1	<i>State Agriculture Portal</i>	176
7.1.2	<i>Farmer Registration</i>	177
7.1.3	<i>Seeds Section</i>	178
7.1.4	<i>Fertilizer Section</i>	179
7.1.5	<i>Pesticide Section</i>	180
7.1.6	<i>Soil Health Section</i>	181
7.1.7	<i>Crop Section</i>	182
7.1.8	<i>Weather & Agro-met Advisory Section</i>	183

8. ANNEXURE 2 – ANALYSIS OF FEW PROMINENT WEBSITES IN AGRICULTURAL SECTOR IN JHARKHAND ... 189

8.1.1	<i>Department of Agriculture & Sugarcane Development</i>	<i>189</i>
8.1.2	<i>Website of Birsa Agriculture University.....</i>	<i>189</i>
8.1.3	<i>Website of Directorate of soil conservation</i>	<i>190</i>
8.1.4	<i>Website of State Agricultural Management & Extension Training Institute.....</i>	<i>190</i>
8.1.5	<i>Website of Department of Animal Husbandry & Fisheries, Government of Jharkhand.....</i>	<i>190</i>
8.1.6	<i>Website of Fisheries Department.....</i>	<i>191</i>
8.1.7	<i>Website of Jharkhand State Agriculture Marketing Board</i>	<i>191</i>
8.1.8	<i>Website of Jharkhand State Horticulture Mission.....</i>	<i>192</i>
8.1.9	<i>Website of Aricultural Technology Management Agency (ATMA)</i>	<i>192</i>

1. INTRODUCTION

1.1 Background

The Department of Agriculture and Cooperation (DAC), Ministry of Agriculture is implementing National e-Governance Programme (NeGP) in the Agricultural Sector as a Mission Mode Project (A-MMPP), covering Agriculture Sector, Livestock Sector and Fisheries Sector. The NeGP-AMMP aims to address the needs of the farming community and its other related stakeholders, through provision of relevant information and services through the various delivery channels available in their vicinity for assisting them in making rational decision for raising farm productivity and farm income.

In first Phase project will be implemented in 7 pilot states. These are Assam, Himachal Pradesh, Maharashtra, Madhya Pradesh, Jharkhand, Kerala and Karnataka.

12 Cluster of Services identified under this project, will cover information on Pesticides, Fertilizers and Seeds, Soil Health, crops, farm machinery, training and Good Agricultural Practices (GAPs), forecasted weather and agro-met advisory, prices, arrivals, procurement points, and providing interaction platform, Electronic certification for exports & imports, marketing infrastructure, Monitoring implementation / Evaluation of schemes & programs, fisheries, irrigation infrastructure, Drought Relief and Management, Livestock Management.

This document describes the Software Requirements Specification for the State Agricultural Portal (SAP) for Jharkhand.

1.2 Profile of the state - Jharkhand

After the reconstitutions of the State of Bihar, Jharkhand State came into existence on the 15th of November, 2000. Jharkhand, a newly created (15 November 2000) state having net sown area 18.1 lakh ha with cropping intensity 114% is rich in natural resources such as minerals, coal, soil, water, forest cover (29.3%) biodiversity but deficient (50%) in food grains production because of meager irrigation facilities (<10% of cultivated area) in absence of perennial rivers. This state is primarily rain fed and crop production largely depends on monsoons. The South-West monsoon contributes nearly 85% of rain water. Accordingly success or failure of crop production is closely linked with the onset, progress and withdrawal of monsoons.

Agro Climate Features: Jharkhand having total geographical area 79.2 lakh hectares forms a part of Agro-climate zone VII of the country known as Eastern plateau and hill region. Based on rainfall, temperature, terrain and soil characteristics, the state has been divided in to three agro-climate sub zones i.e. IV-Central and North Eastern Plateau comprising districts of Hazaribagh, Chatra, Dhanbad, Bokaro, Giridih, Koderma, Jamtara, Deoghar, Godda, Dumka, Pakur, and Sahebganj; V-Western Plateau comprising districts of Ranchi, Palamu, Gumla, Lohardaga, Garhwa, Latehar and Simdega and VI-South Eastern Plateau comprising districts East Singhbhum, West Singhbhum, Saraikela.

Climate: Water is one of the most important natural resources vital for economic development of any region. The source of all water is precipitation. This state receives rainfall from both the streams of monsoons i.e. South-West monsoon and North-East monsoon. In normal years, pre-

monsoon rains are received in the month of May, which helps for summer ploughing. Monsoon usually breaks in the mid June. Late arrival as well as early cessation is not uncommon. In fact, distribution of rainfall is also uneven and erratic. Sometimes rain occurs as high as 140mm in 24 hours. Dry spells of 2-3 weeks or even more usually occur in July-August. Failure of Hathia rain (late September to early October) is observed once in four years, which not only adversely influence the grain growth of standing crops but also affects establishment of second crop in winter season. Occasional winter rains during December to January is very helpful to winter crops. Climate is classified as sub-Humid, mega-thermal with large winter water deficiency.

On an average annual rainfall of Jharkhand is 1289 mm and it varies from 1285 to 1308 mm between different sub zones, out of which 85-86% is received during four monsoon months (June – September) when potential evapotranspiration is far behind prediction. This offers opportunity to harvest runoff water (surplus water) and its recycling as per need of crop during dry spell. In the remaining 8 months, evapotranspiration is much higher than prediction, which requires supplemental irrigation for raising crops.

In fact, the fate of rain-fed cropping in Jharkhand oscillates with the quantity, onset, progress and spatial distribution of the South-West monsoon. Hence, rainfall and potential evapotranspiration is be taken into the consideration for planting crops. Knowledge of beginning and end as well as intra season progress of the South-West monsoon is considered essential for crops and cropping in the rain-fed region. The period between and the beginning and termination of rainfall sets the duration of the rainy season crops where as the span of post rainy season crops is established by the volume of the stored soil moisture and amount of rain water harvested during monsoon as well as availability of North-East monsoon rain and winter rains. In fact, quantum of seasonal rainfall determines the selection of crops and cropping system. Rainfall pattern of a place guides crop management i.e. land preparation and seeding to harvesting. The planting time has a considerable effect on crop productivity and water-use efficiency if it is adjusted to the pattern of rainfall of available soil moisture.

Soil: Soil is the base for terrestrial life supporting system. The farming situation in this state is based on type of the land. The land located on the upper slope is called Tanr land and the land following it is called Don land. These two classes have been again sub divided into three sub classes viz (a) Tanr I, Tanr II and Tanr III (b) Don I, Don II, and Don III. These classes and subclasses have been regrouped under three categories of land for technology generation. Upland is consisting of Tanr I and Tanr II, Medium land Tanr III and Don III and Lowland consisting of Don II and Don I. This region having undulating toposequence and being primarily rain-fed poses several problems e.g. massive soil degradation (about 30 lakh hectare constituting 40% of total geographical area), diverse agriculture practices with low productivity. The soil of upland, and medium land are red and lateritic, highly permeable, coarse textured, shallow depth with low base saturation, caution exchange and water retention capacity, acidic in reaction (about 16 lakh hectare constituting 19% of total geographical area), low organic matter with low nitrogen status, deficient in phosphorus. Deficiency in of potassium is on increase. The lowland soil (5-8% cropped area) have excessive wetness and stickiness after rice harvest (Don I) due to heavy texture associated with poor drainage, which restrict tillage operation and thus fields remain fallow in winter season. In this situation, surface-seeding technique provides on elbow space for growing wheat, eliminating tillage, Crack formation on surface layers with depletion of moisture is usual feature of lowland soil.

General Characteristics of upland, medium land and low land are given below:

Characteristic	Upland	Medium Land	Low Land
Color	Red or Brown red	Yellow or Yellowish	Grey or Grayish
Texture	Light Texture (Sandy Loam)	Medium textured (Sandy clay loam)	Heavy Textured
Drainage	Well drained	Moderately drained	Poorly drained
Soil Reaction	Low pH	Moderately acidic	Neutral pH
Soil fertility	Poor in organic carbon, Ca, Mg, N, P&S	Poor in organic carbon N, Ca, Mg	Medium in N & organic carbon

Land Use Patterns: Total geographical area of Jharkhand is 7970.08 thousand hectares out of which forest covers in 29.27%, land put to non-agricultural use is 8.56%, barren and uncultivated land is 1.10%, lands under miscellaneous trees is 1.42% and net crop sown area is 22.68%. In this state, 260.68% thousand hectares area is sown more than once with cropping intensity of 114 (mentioned in below table as %).

Land use pattern of different agro-climate sub-zones ('000 ha)

{Data has taken from BAU-Bulletin Agron. 1/2007}

	Sub-zone IV	Sub-zone V	Sub-zone VI	Jharkhand	% Area
Geographical Area	3518.34	3095.12	1556.62	7970.08	
Forest Area	989.68	896.55	446.32	2332.55	29.27
Land put to non – agriculture use	308.29	179.62	194.97	682.88	8.56
Barren & uncultivated land	260.10	199.74	113.25	573.09	7.19
Cultivable waste land	120.18	99.49	54.79	274.46	3.44
Permanent pasture and other grazing land	71.97	8.33	7.16	87.46	1.10
Land under Misc. trees	54.16	41.04	18.24	113.44	1.42
Net area sown	712.31	800.90	294.69	1807.90	22.68
Total cropped area	795.12	894.00	379.36	2068.48	-
Cropping intensity (%)	112	112	129	114	-

Geographical area of sub-zone IV is 3518.34 thousand ha, out of which 28.13% is covered under forest and 20.24% area is under cropping. Area sown more than once is 82.81 thousand ha with a cropping intensity of 112. Geographical area of sub-zone V is 3095.12 thousand ha, out of which 29.87%, area is covered under forest and 25.88% area is under cultivation. Area sown more than once is 93.1 thousand ha with a cropping intensity of 112. Whereas, sub-zone VI is comprised of only 1556.62 thousand ha, out of which 28.67% area is under forest cover and 18.93% are is under cultivation. Area sown to more than once is 84.67 thousand ha with highest cropping intensity of 129.

Water Resources and Irrigation:

Water Resources: There are 11 river basins in the state namely (i) Gomani, (ii) Mayurakshi, (iii) Ajay, (iv) Shankh, (v) South Koel, (vi) North Koel, (vii) Barakar, (viii) Damodar, (ix) Kharkai, (x) Subarnarekha and (ix) other streams which originate or drain outside the state. The state has total water resources of 28,781 million cubic meters (MCM) including 23,789 MCM (82.66%) of surface and the rest 4992 MCM (17.34%) ground water. The total utilization of surface and ground water achieved in the state so far is 4776 MCM and 1328 MCM, respectively. The unutilized water resources work out to be 19103 MCM surface water (80%) and 3664 MCM ground water (73%).

Annual availability of water resources and their present utilization in Jharkhand:

Sr	Water Resources and Utilization	Amount (MCM)
1.	Availability of 75% dependable surface water	23789
2.	Availability of ground water	4992
	Total	28781
3.	Utilization for irrigation	
	a. Surface water in major and medium irrigation project	3373
	b. Surface water in minor irrigation project	591
	Total	3964
4.	Utilization for domestic purpose	
	a. Surface Water	82
	b. Ground Water	556
5.	Utilization for cattle (surface water)	59
6.	Utilization for industries and Railways (surface water)	671
7.	Utilization for non-irrigation purposes	
	a. Surface Water	812
	b. Ground Water	556

Source-wise extent of irrigation:

The total created potential of irrigation in the state is 4.32 lakh hectares. Out of this, as much as 1.94 lakh hectare is brought under irrigation. This is 10.73% of the total net sown area.

Source	Created potential	Irrigated area	% of Utilization
Surface	2.42 (56.02%)	1.13 (58.25%)	46.69
Ground	1.90 (43.98%)	0.81 (41.75%)	42.63
Total	4.32	1.94	44.91

Total rainfall of the state is more than sufficient to raise 2-3 crops satisfactory, but its distribution is highly skewed, with more than 80% of the rain occurring during four monsoon months (June-Sep) restricting the farmers with no other choice except to grow only one rainy season crop and rest of the year their land remain fallow in absence of the irrigation water. Therefore, rain water harvesting and aquifer recharge have become essential for ensuring the stability of water supply.

In Jharkhand, the total annual water availability is 1289mm, out of which 80-85% is received during four monsoon months which is equivalent to 10310-10960 M³ water per ha of land. Out of this rain water, evaporation loss during four monsoon months is approx 50-55% which is equivalent to 5250-5750 M³ water. Again, approx 12-15% of this rain water is lost through seepage and percolation which comes to around 1260-1575M³water. Further, 8-10% of rain water is utilized for recharging the soil profile which is equivalent to 840-1050M³ water. Thus, remaining 20-30% of rain water which is equivalent to 2100-3150M³ water is lost through run off.

Important basics at glance

Some of the data for 2011 Census for Assam is as given below:-

Administrative Data	
Capital:	Ranchi
Largest city:	Jamshedpur
Districts:	24
Official language(s):	Hindi
Geographical Data	
Population Density:	414/km ² (2011 census)
Area:	79,714 km ²
State Boundaries:	East : West Bengal West : Uttar Pradesh and Chhatisgarh North : Bihar South : Orissa
Time zone:	IST
Forest Cover:	29.6 %
Statistical Data	
Total Population (2011 census):	32,966,238
Male	16,931,688
Female	16,034,550
Literacy rate (2011 census):	67.63%
Male	78.45%
Female	56.21%
Sex Ratio (Male:Female):	1000 : 947

(Source: http://censusindia.gov.in/2011-prov-results/data_files/jharkhand/leaflet.pdf, http://www.jharkhand.gov.in/New_Depts/health/Web%20Site/HEALTH%20WEBSITE/html/forest.htm)

1.3 About Jharkhand Agriculture

Agriculture is the main stay for the 80% of rural population of the state. Agriculture is their employment and primary income generating activity. The agricultural economy of the Jharkhand state is characterized by dependence on nature, low investment ,low productivity, mono-cropping with paddy as the dominant crop , inadequate irrigation facilities and small and marginal

holdings. The dependence of agriculture on the Vagaries of the rain-god can be gauged from the fact that as much as 92% of the total cultivated area is un-irrigated.

The cultivable land resources of the state have good potential for higher production of horticulture and forest products. The soil is young and has high capacity of fixation of humus. The forest provides sufficient biomass to feed its soiling. However, Soil erosion and failure to recycle the biomass is depleting the soil fertility. Hence, a judicious soil, water and land management is required only that can improve agriculture productivity. Despite the fact that the state has a good rainfall, the surface water availability to agriculture is not sufficient due to inadequate storage facilities etc. as far as the status of ground water is concerned, it is also in the poor state due to little recharging of ground water by natural process in absence of artificial recharging facilities, as a result, the water label in the plateau is going down.

Presently, the availability of water resources is only 287810 lakhs m³, out of which 237890 lakh .m³ is from surface water and rest 49920 lakh m³ is from ground water. The total utilization of surface and ground water in the state for irrigation purposes so far is only 47360 lakh m³ out of which 39640 lakh m³ is surface water and 7720 lakh m³ is ground water. For all round agricultural development, technology must be supplemented by institutional mechanisms to ensure the provision of the essential facilities and services that the farmers need to improve agronomic practices and obtain higher yield. Only the development of a healthy agricultural marketing system can guarantee remunerative prices to the farmers and motivate the adoption of scientific cultivation for raising agricultural productivity.

(Source: http://www.jharkhand.gov.in/New_Depts/agric/agri_fr.html)

1.3.1 Important crops of Jharkhand

Major Crops:

Sub. Zone-IV: Rice, Wheat, Maize and Green gram.

Sub. Zone-V: Rice, Maize, Niger, Chickpea, and Pigeonpea

Sub. Zone-VI: Rice, Maize, Linseed and Niger.

Efficient Cropping systems for different land situations are as follows:

Upland: Rainfed ecosystem having water retention capacity 180-200MM per meter soil depth.	
Existing	Diversification
<ul style="list-style-type: none"> ➤ Rice/ Maize-Fallow ➤ Rice/ Gundli-Fallow ➤ Arhar/ Blackgram-Fallow ➤ Fallow-Niger/ Horsegram 	<ul style="list-style-type: none"> ➤ Pigeonpea + Groundnut(1:2) ➤ Pigeonpea + Blackgram (1:2) ➤ Pigeonpea + Rice (1:3) ➤ Pigeonpea + Maize (1:1) ➤ Maize + Blackgram (1:2) ➤ Maize + Soybean (1:2) ➤ Blackgram-Safflower/Linseed/ Lentil/Chickpea/ Niger/ Horsegram ➤ Maize-Safflower/ Linseed / Lentil/ Chickpea ➤ Soybean-Safflower /Linseed / Lentil/ Chickpea
Medium Land: It is very potential land situation having limited to adequate irrigation facilities	

for sequential cropping:	
Existing	Diversification
<ul style="list-style-type: none"> ➤ Rice/ Maize – Chickpea / Lentil/ Peas ➤ Rice/ Maize- Barley/ Mustard/ Linseed ➤ Rice/ Maize –Potato / Wheat 	<ul style="list-style-type: none"> ➤ Maize + Blackgram – Wheat ➤ Maize – Early potato – Late Wheat ➤ Maize – Early Potato – late peas (green pods) ➤ Maize – Wheat – Green gram ➤ Maize – Potato – Green gram ➤ Maize – Potato – Onion ➤ Maize – Toria – Wheat ➤ Maize – Early Potato/ Toria – late wheat – Green Gram ➤ Maize – Wheat + Lentil ➤ Maize – Wheat + Mustard ➤ Maize – Lentil + Mustard ➤ Rice - Wheat Green gram/ Black gram ➤ Rice – Potato – Green gram/ black gram ➤ Rice – Early Potato – Late Wheat ➤ Rice – Toria – Late Wheat ➤ Rice – Early Potato – Late Peas ➤ Rice – Early Potato – Onion ➤ Rice – Berseem ➤ Deenanath Grass – Berseem – Maize + Cowpea
<p>Lowland: Excessive soil wetness after low land rice does not permit tillage operation till January – February. Consequently, land remains fallow. Under this condition, surface seeding of Wheat utilized residual soil moisture efficiently and increase cropping intensity as well.</p>	
Existing	Diversification
<ul style="list-style-type: none"> > Rice – Fallow 	<ul style="list-style-type: none"> ➤ Rice – Wheat ➤ Rice – Summer vegetable ➤ Rice – Summer Rice ➤ Rice – Berseem

1.4 Jharkhand Agriculture Department

Though Jharkhand State is endowed with vast and rich natural resources mainly those of minerals and forest, 80% of its population residing in 32620 villages and depend mainly on agriculture and allied activities for their livelihood.

One of the main strategies for development of Jharkhand State is to ensure agricultural and rural development on sustainable basis; Capacity building is the focal point for any developmental endeavor. As far as agricultural development is concerned, apart from technological aspects, ensuring new, cheap and timely availability of inputs assumes significant importance.

In agricultural sector there is scope for bringing additional area under cultivation through vertical and horizontal expansions, increasing area under irrigation, increasing production and productivity of food crops through optimum utilization of inputs like seeds, fertilizers, pesticides, agricultural tools and implements, etc. Besides these, horticultural development has vast potentialities not only in terms of meeting the local requirements of fruits, vegetables, flowers,

medicinal and aromatic plants but also in terms of exploiting the opportunities for exports. Similar is the situation with the livestock enterprises with respect to increasing milk, meat and egg production. There is vast scope in the state for establishing food processing units including those of fruit and vegetable preservation, milk and meat preservation and for processing of minor forest produce.

Strategy

One of the most important components for realization of the vision for the agriculture sector will be exploiting the full irrigation potential of the State. This will include completion of on going major irrigation projects and renovation of the older system and encouragement of traditional irrigation system like ponds, tanks and check dams etc. Through these an additional irrigation potential of 9.81 lakh hectares will be created.

The other main components of the agricultural strategy will be

- Shifting from traditional mono-cropping to multiple cropping ,horticulture and diversified agriculture
- Organic and integrated scientific farming
- Better management of natural resources for sustainable agriculture
- Post harvest management and processing

(Source: http://www.jharkhand.gov.in/New_Depts/agric/agri_fr.html)

1.5 Jharkhand – Fisheries Sector

The fisheries development programme plays an important role in development of rural areas of Jharkhand, which has vast inland water resources. Fish serves to supplement the nutritional food requirement of the people, its production generates additional employment opportunities and thus improve the income level in rural areas. It has also been realized that fisheries development could be used as a tool for bringing about socio-economic change amongst the rural farming community by providing fish production as a main / subsidiary source of occupation.

The vast inland fisheries resources in the State of Jharkhand are in the form of ponds, bandhs, reservoirs and lakes covering a total area of about 74,200 hectares scattered all over the State particularly in rural areas. The Jharkhand state lags far behind the national level of fish production in spite of quite suitable agro-climatic conditions. Thus against the national average of 2150 kg/hectare/year, the present level of fish production in Jharkhand is about 900 kg/hectare/year. The main reason for this poor performance is that most of the tanks are very old and practically unsuitable for fish culture due to heavy siltation and weed infestation. This production level can be increased to 2500 kg / hectare / year by adopting intensive fish culture techniques. At present the fish production from reservoirs is less than 5 kg / hectare / year which is required to be raised to a sustainable level of about 20 to 25 kg / hectare / year in 10th five-year plan. Assuming that the base level of production of 50 thousand metric tons during 9th five-year plan is to be raised by another 50 thousand metric tons during the 10th five-year plan, the following strategy is proposed to be adopted:

- To extend modern technology of mixed carp culture and seed production to the ponds and reservoirs.

- To strengthen rural economy by engaging more rural people in fish farming.
- To involve financing institutions effectively for providing loans to fish farmers for renovation of ponds and excavation of new ponds and water logged areas to bring more areas under fish culture and for essential pisciculture material like seed, manure, inputs, etc.
- To encourage local fish farmers to take up trade of fish seed production in private sector to meet the demands of quality fish seeds.
- To give special stress on raising the socio-economic condition of tribal by adopting pisciculture oriented schemes.
- To provide basic civic amenities like housing, drinking water and community hall for recreation to fish farmers on a cluster basis.
- To impart training to fish farmers in improved techniques of fish rearing and seed production and also to arrange for demonstration of these techniques in selected government fish farms.

The activities of the department include the following-

- Fish seed production & distribution.
- Composite Fish Culture.
- Construction & renovation of Government & Private ponds through bank loan.
- Important training to fish farmers.
- To provide subsidy to fish farmers.
- To provide honorarium to fish seed growers.
- Construction of 0.30 acres pond to fish farmers of ST which unit cost is Rs. 0.45 lakh.
- Construction of fishermen houses which unit cost is 0.40 lakh.
- Saving cum relief scheme for fishermen.
- Life insurance for fishermen.
- Stocking of advanced fingerlings in reservoirs.

(Source: http://www.jharkhand.gov.in/New_Depts/anihu/anihu_fr.html)

1.6 Jharkhand – Livestock Sector

Animal Husbandry is an integral part of the diversified agriculture system. The animal husbandry sector plays a crucial role in the rural economy by providing gainful employment particularly to small, marginal farmers and agriculture laborers. It provides gainful employment and source of income and livelihood among landless labour and additional source of income to families through employment of women. In the agrarian economy Jharkhand livestock plays an important role in contribution to income, employment and women empowerment. At the end of 9th five year plan, the milk production was 7.74 LMT which increased up to 14.01 LMT at the end of 10th five year plan similarly egg and meat production at the end of 9th five year plan was 411 million and 386 lakh kg. and increased up to 711 million and 426.36 lakh kg respectively, after suitable interventions of different animal husbandry activity. During the 10th plan period, by intervention of different Animal Husbandry activity annual milk production increased from 9.51 lakh mt. ton to 14.01 lakh mt. ton, egg production from 661 million to 711 million and meat production from 394.63 lakh kg to 426.37 lakh kg. According to the 17th livestock census, 2003, the livestock in the State is as under:-

Cattle	7658721
Buffaloes	1343494
Sheep	679929
Goat	5031016
Pig	1107930
Horses and Pony	4925
Dog	485345
Poultry	14429279

Breed-able cattle population is 1.90 million and breed-able buffalo is 0.39 million. There is improvement among cross breed population and it increased by 24.44% from 2003 to 2008.

In Jharkhand, milk productivity of cow is 1.59 kg. per cattle per day whereas the national average is 3 kg. per cattle per day. The per capita availability of milk in Jharkhand is 152 gms. as against the national average 240 gms. Similarly in Jharkhand per capita availability of egg is 25 eggs per annum whereas the national average is 42 eggs per annum.

Infrastructure Status

No. of class – I veterinary hospital	424
No. of mobile veterinary hospital	04
No. of provincial veterinary hospital	23
No. of cattle breeding farms	03
No. of State run Poultry Farms	02
No. of State run Pig Farms	06
No. of State run Goat Farms	01
No. of Gokul Gram Vikas Centre	64
No. of A.I. Centres managed by the Department	405
No. of Dairy Cattle Development Centre managed by BAIF	410
No. of Milk Chilling Centres/dairies	16
No. of Biological production unit	01

The Animal Husbandry programmes have effective role in development of this area with special focus on self employment and economic growth through livestock rearing.

(Source: <http://www.jharkhand.gov.in/DEPTDOCUPLOAD/uploads/1/D20101011.pdf>)

2. PURPOSE

State Agricultural Portal (SAP) is the interface of the Agriculture Departments of the States.

This document describes the Software Requirements Specification for the Jharkhand State Agricultural Portal. Purpose of this document is to provide detailed specifications for the development of the portal, a document for validating quality needs, testing of the artifacts and components of the portal and a reference document for the SAP of Jharkhand.

2.1 Scope of the document

The Scope of this document is to describe the complete functional requirements like functionalities, user interfaces, user characteristics, sitemap, navigation etc. of the proposed SAP related to the state of Jharkhand. It will also cover non-functional requirements like performance, reliability, availability, security, maintainability usability etc.

2.2 Objectives of Jharkhand State Agricultural Portal

The State Agriculture Portal would be the front end for all the services' delivery in Agriculture MMP. A farmer would typically come to SAP to find information / avail any service through CSC / Internet. SAP would be in local language, Hindi as well as in English, and have easy to use navigation, search and browse features. SAP would be connected to the State gateway through firewall and SWAN / Internet and would be accessible to department, SAUs, KVKs for information update and to various service delivery channels like CSCs / State Call Centre, Kisan Call Centres and internet for public access. The State Agricultural Portal is a conceptual design of service delivery channel at the state level.

2.3 Definitions, Acronyms and Abbreviations

ACMS	Agriculture Content Management System
ADO	Agriculture Development Officer
AGMARKNET	Agricultural Marketing Information System Network
BAO	Block Agriculture Officer
CAP	Central Agriculture Portal
CFPM	Cross Functional Process Mapping
CFQCTI	Central Fertilizer Quality Control & Training Institute
CIBRC	Central Insecticides Board & Registration Committee
CIL	Central Insecticides Laboratory
CIPMC	Central Integrated Pest Management Centres

CPMU	Central Program Management Unit
CSC	Citizen Service Centre
CTQ	Critical To Quality
DAC	Department of Agriculture and Co-operation
DAHD	Department of Animal Husbandry & Dairying
DAO	District Agriculture Officer
DARE	Department of Agricultural Research & Education
DMI	Directorate of Marketing & Inspection
DPPQS	Directorate of Plant Protection, Quarantine & Storage
DPR	Detailed Project Report
EIS	Enterprise Information Service
ESA	Economic and Statistics Advisor
FCI	Food Corporation of India
FEO	Fisheries Extension Officer
FMC	Futures Market Commission
FRS	Functional Requirement Specifications
GAP	Good Agriculture Practice
ICAR	Indian Council of Agricultural Research
ICT	Information and Communication Technology
IT	Information Technology
IVRS	Interactive Voice Response Service
KCC	Kisan Call Center
KKMS	Kisan Knowledge Management System
KVK	Krishi Vigyan Kendra
LWO	Locust Warning Organization
MANAGE	National Institute of Agriculture Extension & Management
MMP	Mission Mode Project
NCF	National Commission of Farmers
NeGP	National e-Governance Plan
NIC	National Informatics Centre
NISG	National Institute for Smart Governance
NSAI	National Seed Association of India
NSC	National Seeds Corporation
PMU	Project Management Unit
POP	Package of Practice
PPP	Public – Private – Partnership
PQS	Plant Quarantine Station
PSU	Public Sector Undertakings
RSK	Raita Samparka Kendra
SAMB	State Agricultural Marketing Boards
SAP	State Agriculture Portal
SAU	State Agriculture University

SCC	State Call Centre
SDC	State Data Centre
SeMT	State e-Governance Mission Team
SEC	State Empowered Committee
SRS	Software Requirements Specifications
BAU	Birsa Agriculture Unit
APL	Above Poverty Line
BPL	Below Poverty Line
AAY	Antyodaya Anna Yojana

2.4 References

SL NO.	Publisher/Author	Version	Release Date
1.	Discussion with NIC officials of Jharkhand		
2.	Documents shared by state team of Jharkhand		

Department	Website
Department of Agriculture & Sugarcane Development	http://jharkhand.gov.in/New_Depts/agric/agri_fr.html
Website of Department of Animal Husbandry & Fisheries	http://ah.jharkhand.gov.in/
Birsa Agriculture University	www.bau-eagriculture.com http://www.baujharkhand.org/
Department of Soil Conservation	www.jharkhandsoil.gov.in
SAMETI	www.sameti.org
Official Website of Jharkhand	www.jharkhand.gov.in
Fisheries Department	http://jharfish.com
State Agriculture Marketing Dept.	http://jsamb.nic.in
ATMA	www.atmadumka.org www.atmajamtara.org www.atmagarhwa.org www.atmabokaro.org www.atmadhanbad.org www.atmakoderma.org www.atmagiridih.org www.atmalohardaga.org www.atmagumla.org www.atmachaibasa.org (Inactive Link) www.atmapalamu.org (Inactive Link) www.atmachatra.org (Inactive Link) www.atmahazaribagh.org (Inactive Link)

	www.atmaseraikella.org (Inactive Link) www.atmagodda.org (Inactive Link) www.atmasimdega.org (Inactive Link) www.atmaeastsinghbhum.org (Inactive Link) www.atmakhunti.org (Inactive Link) www.atmasahebganj.org (Inactive Link) www.atmaranchi.org (Inactive Link)
Jharkhand State Horticulture Mission	www.nhmjharkhand.org
Other Websites	www.imdagrimet.gov.in http://seednet.gov.in/ http://www.agricoop.nic.in/sublegi/FertilizerControlOrder.htm http://cibrc.nic.in/ http://www.bis.org.in/ https://eproc.karnataka.gov.in/eportal/index.seam http://bhoomi.karnataka.gov.in/ http://agricoop.nic.in/ http://dacnet.nic.in/ http://dacnet.nic.in/farmer/new/home-new.html

3. OVER ALL DESCRIPTION: STATE AGRICULTURAL PORTAL

3.1 As-Is system of Department of Agriculture

The information on activities in agriculture is provided through the following channels and websites-

3.1.1 Agriculture and Sugarcane Development Department, Jharkhand

(http://jharkhand.gov.in/New_Depts/agric/agri_fr.html)



This is the official website of the Agriculture and Sugarcane Development Department of Jharkhand. This website provides the following links:

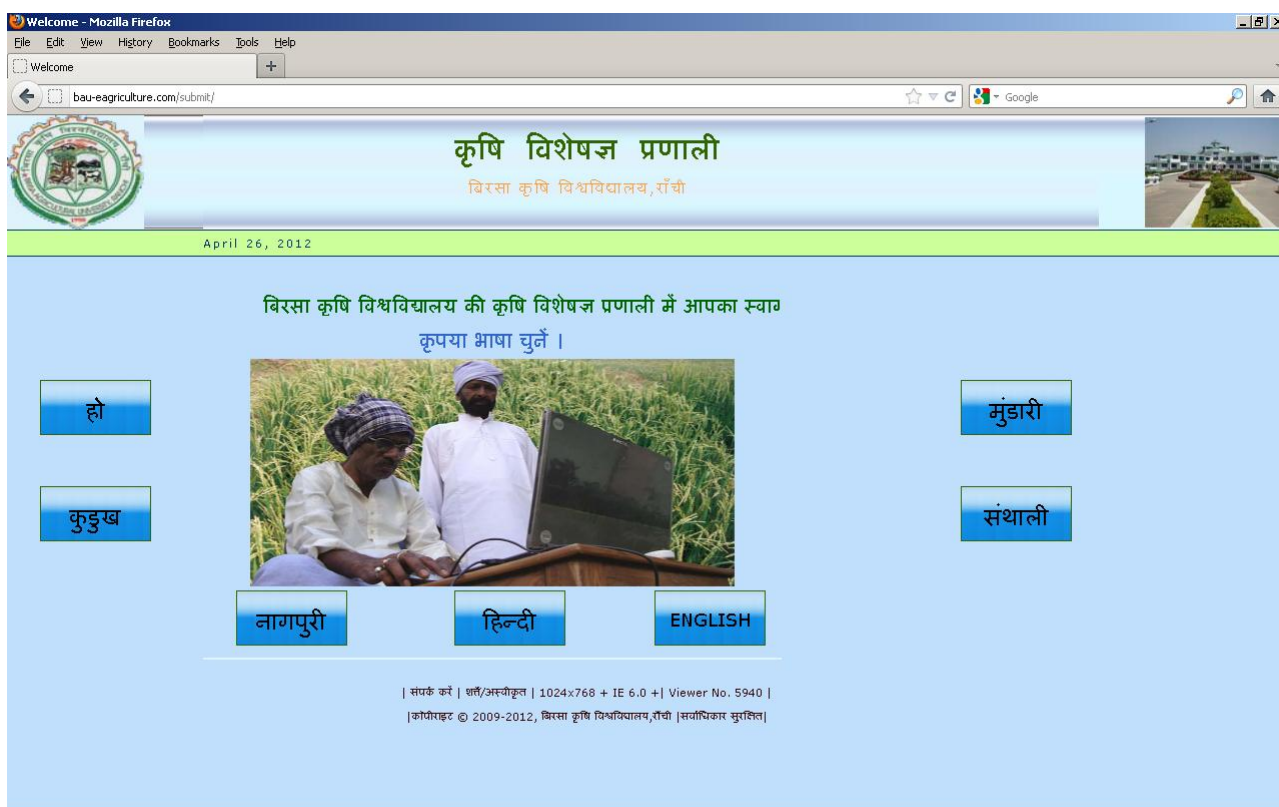
- a. Department
 - i. About Department
 - ii. Organisational Structure
- iii. Schemes and Programmes
- iv. Acts, Rules & Policies
- v. Achievements
- vi. Departmental Documents

- vii. Citizen Charter
 - viii. Success Stories
 - ix. Budget
 - x. Statistics
 - xi. Media
 - xii. Contact Information
- b. SAMETI
 - i. What is SAMETI
 - ii. Training Methodology
 - iii. Training Calendar
 - iv. Facilities
 - v. Publications
 - vi. E-Books
 - vii. Downloads
 - viii. Contact Us
- c. Institutions/ Agencies
 - i. Directorates
 - Agriculture
 - Horticulture
 - Soil conservation
 - ii. Krishi Vigyan Kendras (KVK)
 - iii. National Horticulture Mission (NHM)
 - iv. Agricultural Management Training Agency (ATMA)
 - v. National Agricultural Development Programme (RKVY)
 - vi. State Food Safety Mission (SFSM)
 - vii. Organic Farming Project
- d. Resources
 - i. Tenders
 - ii. Event Calendar
 - iii. Weather Information
 - iv. Frequently Asked Questions
 - v. Photo Gallery
 - vi. Video Gallery
 - vii. Downloads
 - viii. Scheme Guidelines
 - ix. List of License Holders
 - x. Soil Maps
 - xi. District Data Map
 - xii. Agricultural Directory

- e. e-Citizen
- i. Crop Prices
 - ii. Farmers' Discussion Forum
 - iii. Online application for Seed License
 - iv. Online application for farmer's Grant/ Incentive
 - v. Online application for Agriculture Machines
 - vi. Track your Application
 - vii. Download Application Forms
- f. Response
 - i. Visitor's Diary
 - ii. Suggestion Box
 - iii. Direct Mail
 - iv. Monthly e-Newsletter
 - v. Right to Information (RTI)

3.1.2 Website of Birsa Agriculture University

(<http://www.bau-agriculture.com>)



This website is the website of the Birsa Agriculture University in English and six local languages of Jharkhand. This website provides the following links:

- a. Information on Crop (Cereal, Pulse, Oilseed, Fruit, Vegetable, Others): http://bau-eagriculture.com/submit/crop_servdis
 - i. Crop Name
 - ii. Season
 - iii. Appropriate Land
 - iv. Appropriate Soil
 - v. Variety
 - vi. Seed rate per hectare
 - vii. Planting Distance
 - viii. Time of Sowing
 - ix. Total Cost
 - x. Income
- b. Information on Soil health and Field Preparation (Soil Health, Primary Tillage, Secondary Tillage, Zero Tillage) district wise on http://bau-eagriculture.com/submit/field_preparation_servdis.
 - i. Nitrogen
 - ii. Phosphorus
 - iii. Potash
 - iv. Sulphur
 - v. Boron
 - vi. pH
- c. Information on Fertilizer (Cereal, Pulse, Oilseed, Fruit, Vegetable, Others) http://bau-eagriculture.com/submit/fertilizer_crop_servdis
 - i. Season Wise
 - ii. Upland, Low Land, Medium Land
 - iii. Bio Fertilizer, Organic Manure, Inorganic Fertilizer
 - iv. Crop Name, Bio Fertilizer/ Organic Manure/ Inorganic Fertilizer, Quantity, how to use, Availability
- d. Water Management (Cereal, Pulse, Oilseed, Fruit, Vegetable, Others) http://bau-eagriculture.com/submit/water_management_servdis
 - i. Crop Name
 - ii. Need of Water
 - iii. Irrigation Requirement
 - iv. Irrigation Method
 - v. Need of Water Critical Stage
- e. Crop Protection http://bau-eagriculture.com/submit/protection_servdis
 - i. Soil Treatment – Acid Oil Treatment, Disease Management (Fungal, Bacterial, Nematode), Insect Pest Control
http://bau-eagriculture.com/submit/prot_soil_tre_list_servdis
 - ii. Seed Treatment - (Cereal, Pulse, Oilseed, Fruit, Vegetable, Others)
 1. Crop Name, Name of Chemical Fungicide, name of Bio-Insecticide, name of bio-fertilizer, Name of Bio Pesticide, How to use, Place of availability
http://bau-eagriculture.com/submit/prot_seed_crop_servdis
 - iii. Weed Control (Cereal, Pulse, Oilseed, Fruit, Vegetable, Others)
 1. Crop Name, Weed Name, Scientific Name, Local Name, Mechanical Name, Chemical Name, Bio Control, Weed implement
http://bau-eagriculture.com/submit/prot_weed_crop_servdis

- iv. Insect Control (Cereal, Pulse, Oilseed, Fruit, Vegetable, Others)
 - 1. Identification by Name, by Photo
 - 2. Crop Name, Insect Name, Scientific Name, Local Name, Insect Desc., Symptom, Time & ETL, Culture Management, Chemical Control, Bio Control, IPM

http://bau-eagriculture.com/submit/prot_insect_crop_servdis
- v. Disease Control (Cereal, Pulse, Oilseed, Fruit, Vegetable, Others)
 - 1. Identification by Name, by Symptom, Disease Name
 - 2. Crop Name, Disease Name, Scientific Name, Local Name, Symptom, Time & Intensity, Culture Management, Chemical Control, Bio Control, Integrated Disease Management

http://bau-eagriculture.com/submit/prot_disease_crop_servdis
- vi. Others
- f. Implements http://bau-eagriculture.com/submit/machine_servdis
 - i. Tillage Implements
 - ii. Transplanter
 - iii. Irrigation Implements
 - iv. Duster
 - v. Agriculture Implements
 - vi. Sowing Implements
 - vii. Interculturing Implements
 - viii. Sprayer
 - ix. Thresher
 - x. Harvesting Implements
- g. Post Harvest (Cereal, Pulse, Oilseed, Fruit, Vegetable, Others) http://bau-eagriculture.com/submit/post_harvest_servdis
 - i. Crop Name, General Precaution, Use of Insecticide, Use of ITK, Improved Bin
- h. Finance http://bau-eagriculture.com/submit/finance_servdis
 - i. Crop Loan, Machine Loan, Others
- i. Insurance http://bau-eagriculture.com/submit/insurance_servdis
 - i. Crop Insurance, machine Insurance, Others
- j. Schemes http://bau-eagriculture.com/submit/scheme_servdis
 - i. Govt. Organization
 - ii. Non Govt. Organization
- k. Market http://bau-eagriculture.com/submit/market_serdis
 - i. Input Market, Product market
- l. Weather http://bau-eagriculture.com/submit/weather_servdis
 - i. District Wise Description, Weather Based Suggestion, Weather Forecast
- m. FAQ, Ask Question, About us, Feed back

3.1.3 Website of Diretorate of Soil Conservation, Jharkhand –

<http://www.jharkhandsoil.gov.in>

This website is the official website of the Directorate of Soil Conservation, Jharkhand. Having approximate 1400 mm of annual rainfall the new state was extremely backward in respect of

Agriculture – Production and Productivity. Continuous erosion and lack of moisture in the Soil, hilly areas, huge quantity of agricultural waste and fallow land, traditional method of farming etc. were the major reasons that the agricultural production and productivity of the state was not flourishing. To control all the aforesaid irrelevant practices the Government felt the need of a specified directorate and thus Soil Conservation Directorate came into existence vide the Government resolution no. 1016 dated 17.04.2007 under the administrative control of Agriculture & Sugarcane Development Department of Jharkhand Government.

The screenshot shows the website for the Directorate of Soil Conservation, Jharkhand. The header includes the organization's name and address: "Krishi bhawan, Kanke Road Ranchi-834008". The navigation menu includes: Home, Approach and Strategies, Schemes and Activities, Achievements, Innovations, Publications, Photogallery, and Contact Us. There is also an "E-Mail Login | Jharkhandsoil.gov.in" link. The main content area features a photograph of a green field and an "About Us" section. The "About Us" text states: "After the reconstitutions of the State of Bihar, Jharkhand State came into existence on the 15th of November, 2000. Having approximate 1400 mm of annual rainfall the new state was extremely backward in respect of Agriculture – Production and Productivity. Continuous erosion & lack of moisture in the Soil, hilly areas, huge quantity of agricultural waste & fallow land, traditional method of farming etc. were the major reasons that the agricultural production & productivity of the state was not flourishing. To control all the aforesaid irrelevant practices the Government felt the need of a specified directorate and thus Soil Conservation Directorate came into existence vide the Government resolution no. 1016 dt. 17.04.2007 under the administrative control of Agriculture & Sugarcane Development Department of Jharkhand Government." The footer contains three columns: "Notices and Vacancies" with three items, "Publications" with two items, and "Quick Links" with three items.

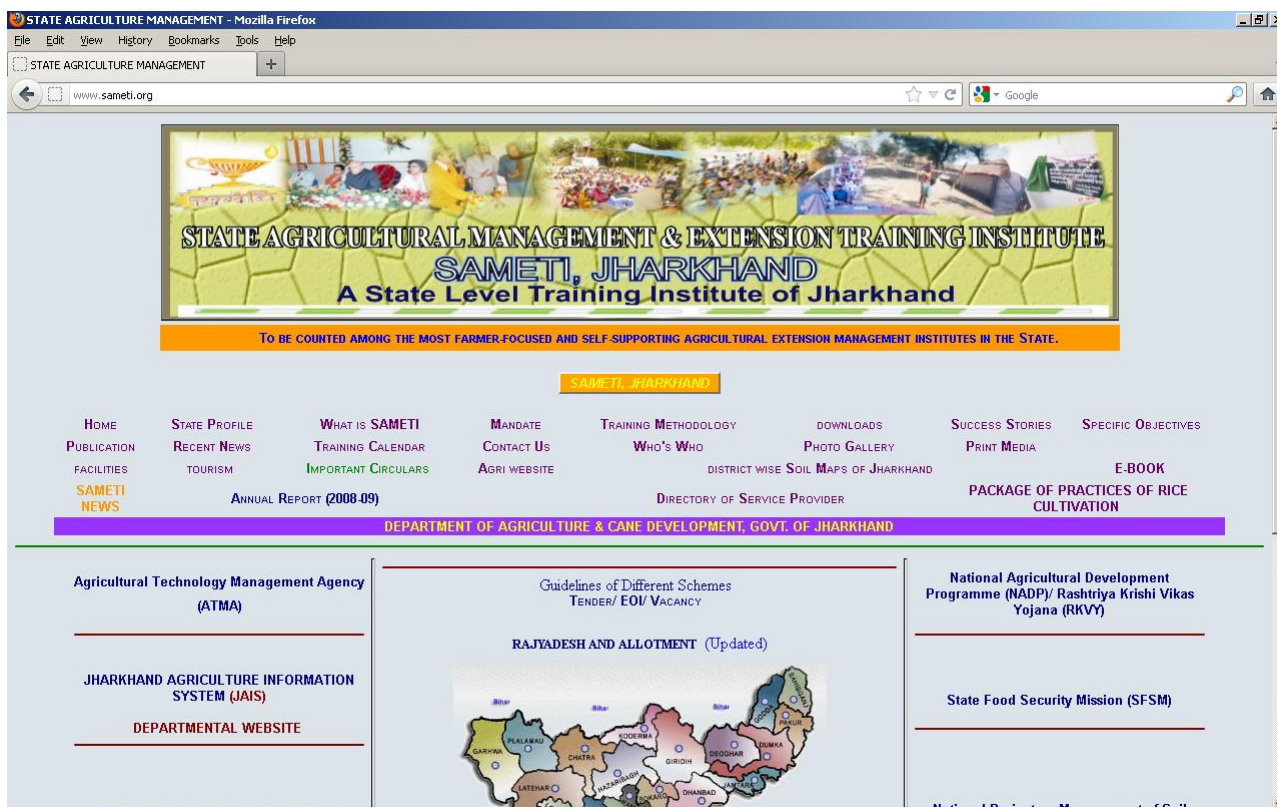
This website provides the following links:

- a. Home
- b. Approach and Strategies
 - i. Introduction
 - ii. Research and Training
 - iii. Regional Office
 - iv. Survey Office
- c. Schemes and Activities
 - i. Introduction
- d. Achievements
- e. Innovation
- f. Publications
- g. Photo Gallery
 - i. Photo Gallery District Wise
 - ii. Snaps From Directorate of Soil Conservation
- h. Contact Us
- i. Notices and Vacancies

3.1.4 Website of State Agricultural Management & Extension Training Institute –

<http://www.sameti.org>

This website is the official website of State Agricultural Management & Extension Training Institute.



This website provides the following links:

- a. Home
- b. Agricultural Technology Management Agencies (ATMA)
- c. Jharkhand Agriculture Information System (JAIS)
- d. Post Graduate Diploma in Agricultural Extension Management (PGDAEM)
- e. Organic Farming Project Jharkhand
- f. Kisan Call Center
- g. National Agricultural Development Program (NADP)/ Rashtriya Krishi Vikas Yojana (RKVY)
- h. State Food Security Mission (SFSM)
- i. National Project on Management of Soil Health and Fertility
- j. Agro Met Advisory Bulletin
- k. Farm School
- l. State Profile
 - i. Land User Pattern
 - ii. Soil Resources
 - iii. Water Resources
 - iv. Climate Resources
 - v. Bio Diversity

- vi. Forest Resources
- vii. Animal Resources
- viii. Food Grain Production
- ix. Jharkhand State Profile
- m. What is SAMETI
- n. Mandate
- o. Training Methodology
- p. Downloads
- q. Success Stories
- r. Specific Objectives
- s. Publication
- t. Recent News
- u. Training Calendar
- v. Contact US
- w. Who's WHO
- x. Photo Gallery
- y. Print Media
- z. Facilities
- aa. Tourism
- bb. G.O.J. Directory
- cc. Agri Website
- dd. District Wise Soil Survey Maps



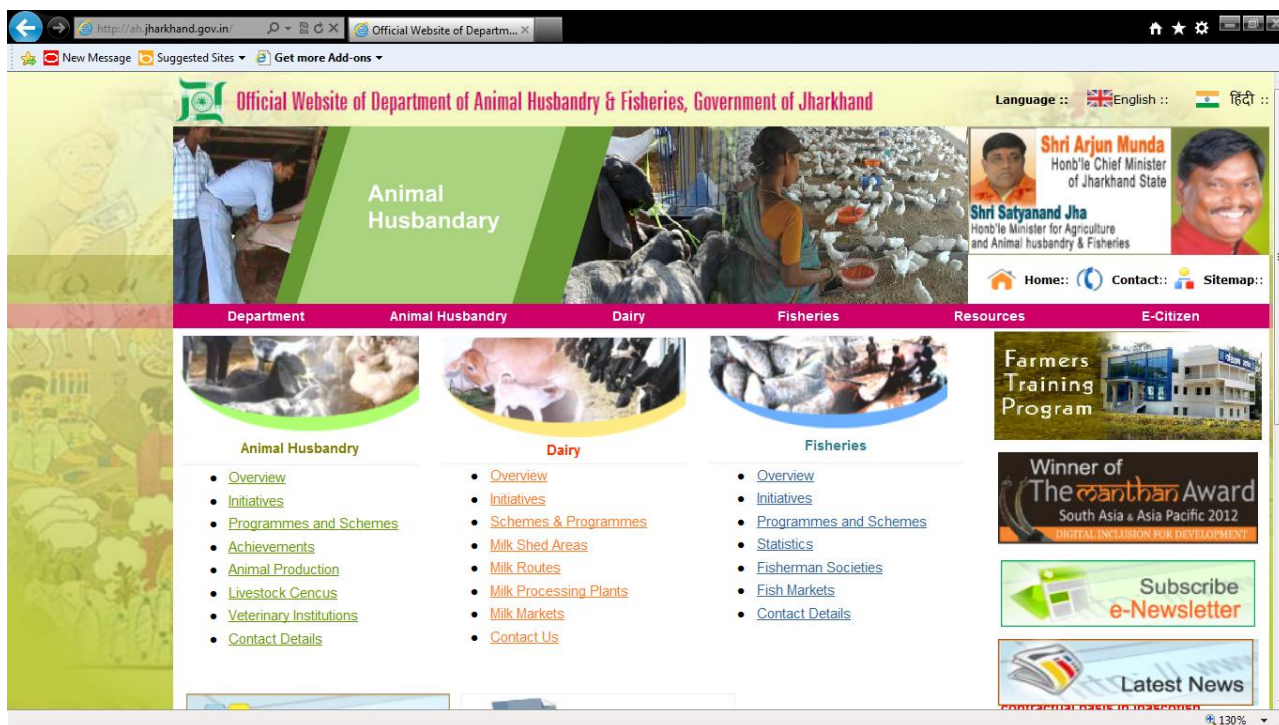
3.1.5 Website of Fisheries Department - www.jharfish.com

The Directorate of Fisheries is a separate directorate under the Department of Animal Husbandry and Fisheries, Govt. of Jharkhand. The website provides following links-

- a. Home
- b. About US
- c. Schemes
 - i. Centrally Sponsored Schemes
 - Housing & Other Civil Amenities for Fisherman
 - Group Accident Insurance Scheme for Fisherman
 - Centrally Sponsored Training & Extension Scheme
 - Development of Inland Freshwater Aquaculture
 - NFDB Schemes
 - FFDA
 - ii. R. K.V.Y. Flagship Scheme
 - NMPS Scheme
 - iii. State Plan Schemes
 - Tank Fisheries Development
 - Development of Reservoir Fisheries
 - Fisheries Extension Scheme
 - Fisheries Research Scheme
 - Establishment Of FFTC
 - Establishment Of JHASCOFISH
 - Restructuring of Fish Farms
 - Survey Monitoring and Evaluations
 - Fisheries Domestic Market
 - Computerisation and Modernization of Office
 - Fish Corp Insurance Schemes
 - PPP For Establishment of Fish Feed Factory
 - Establishment of Fisheries Technology College ,Gumla
- d. Institutes
- e. Tank Survey
- f. JhascoFish
- g. Rajyadesh/Abanton
- h. Publications
- i. Tenders
- j. News& Views
- k. Mail

3.1.6 Website of Department of Animal Husbandry & Fisheries, Government of Jharkhand

(<http://ah.jharkhand.gov.in/>)



This is the official website of department of animal Husbandry & Fisheries, Government of Jharkhand. The website provides the following links:

- a. Department
 - i. About Department
 - ii. Organisational Structure
 - iii. Directorates
 - iv. Act and Rules
 - v. Policies
 - vi. Circulars
 - vii. Citizen Charter
 - viii. Success Stories
 - ix. Contact Information

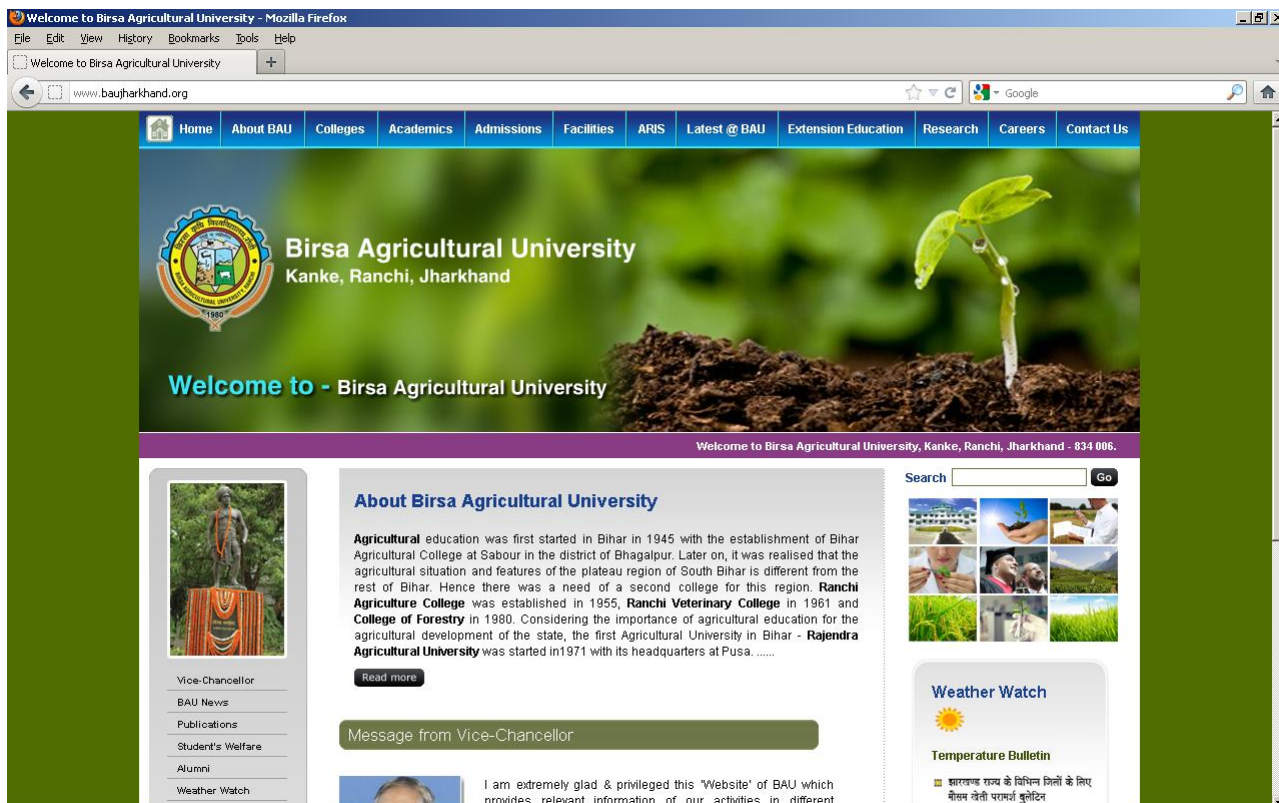
- b. Animal Husbandry
 - i. Overview
 - ii. Initiatives
 - iii. Programmes and Schemes
 - iv. Achievements
 - v. Organisational chart
 - vi. Publications
 - vii. Animal Production
 - viii. State Breeding Policies
 - ix. Livestock Census

- x. Veterinary Institutions
 - xi. Budget
 - xii. Contact Details
- c. Dairy
- i. Overview
 - ii. Initiatives
 - iii. Programmes and Schemes
 - iv. Achievements
 - v. Organisational Chart
 - vi. Budget
 - vii. Publications
 - viii. Milk Production
 - ix. Milk Shed Areas
 - x. Milk Routes
 - xi. Jharkhand Dairy Project
 - xii. Farmers Training Center
 - xiii. Milk Processing Plants
 - xiv. Dairy Cattle Development Programme
 - xv. Milk Markets
 - xvi. Apply for the grant of Milch Cattle
 - xvii. Contact Details
- d. Fisheries
- i. Overview
 - ii. Initiatives
 - iii. Programmes and Schemes
 - iv. Achievements
 - v. Organisational Chart
 - vi. Publications
 - vii. Statistics
 - viii. Fisherman Societies
 - ix. Fish Production
 - x. Contact Details
- e. Resources
- i. Tenders
 - ii. Event Calendar
 - iii. Weather Information
 - iv. FAQ
 - v. Photo Gallery
 - vi. Video Gallery
 - vii. Download Documents
- f. e-Citizen
- i. Apply for Milch Cattle
 - ii. Track your ID
- g. Response

- i. Visitor's Diary
- ii. Suggestion Box
- iii. Direct Mail
- iv. Monthly e-Newsletter

3.1.7 Website of Birsa Agriculture University

<http://baujharkhand.org>



3.1.8 Website of Jharkhand State Agriculture Marketing Board

<http://isamb.nic.in>

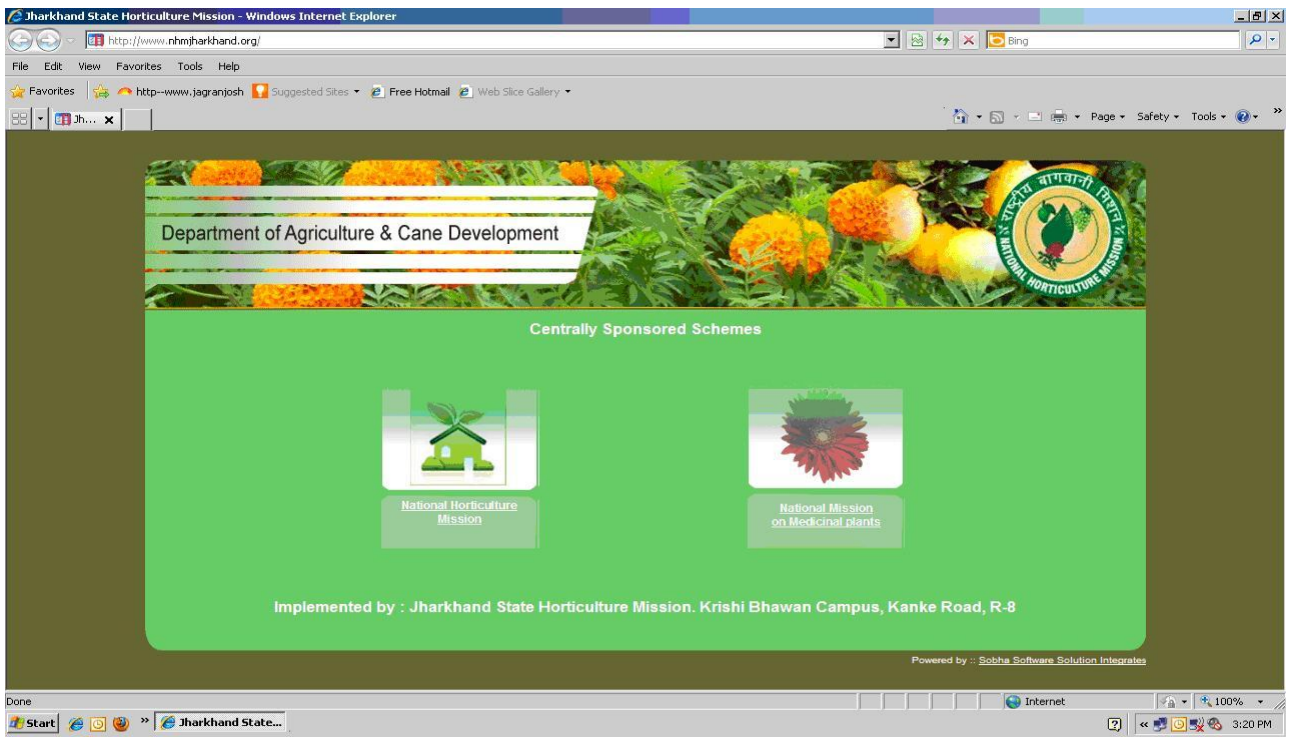
This is the official website of Jharkhand State Agricultural Marketing board, Itki Road, Ranchi. The website provides the following links:

- a. About Us
- b. Contact Us
- c. Online Market Price
- d. Market Profiles
- e. AGMARKNET
- f. Ongoing Development
- g. Important Links
- h. Right To Information
- i. Photo Gallery
- j. News and events
- k. Feedback



3.1.9 Website of Jharkhand State Horticulture Mission

<http://nhmjharkhand.org>

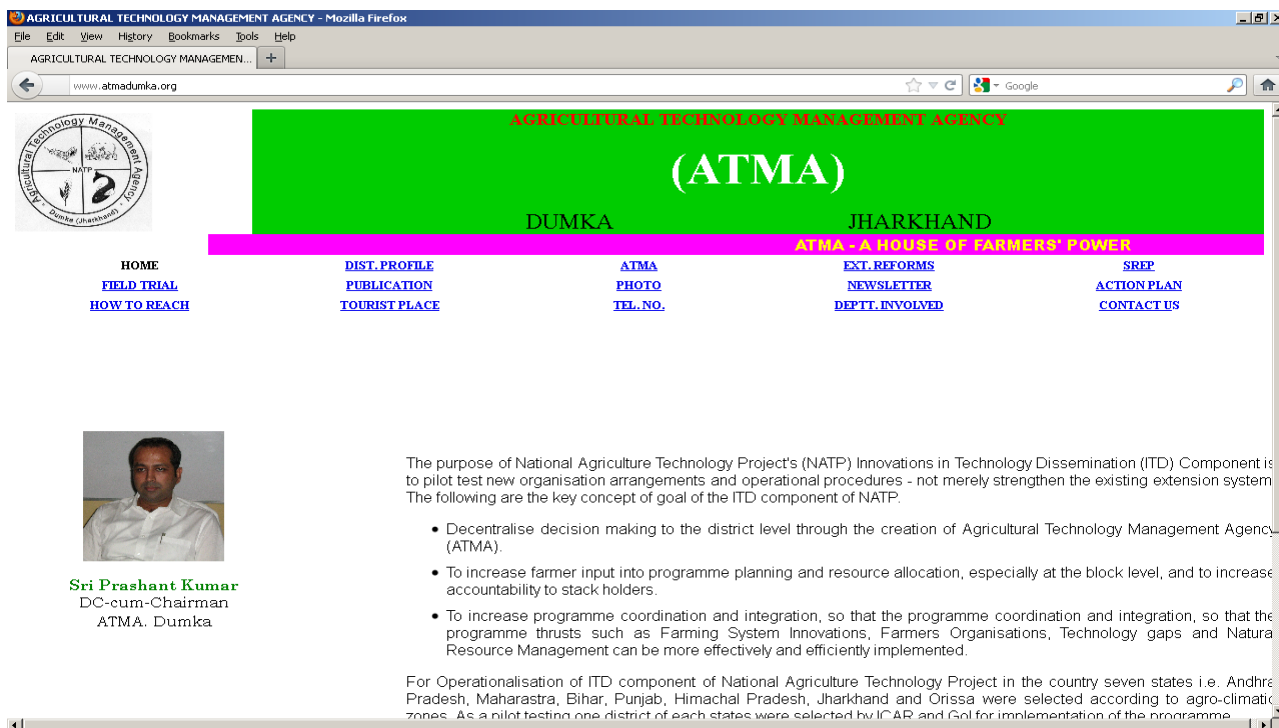


3.1.10 Agricultural Technology Management Agency (ATMA) Websites

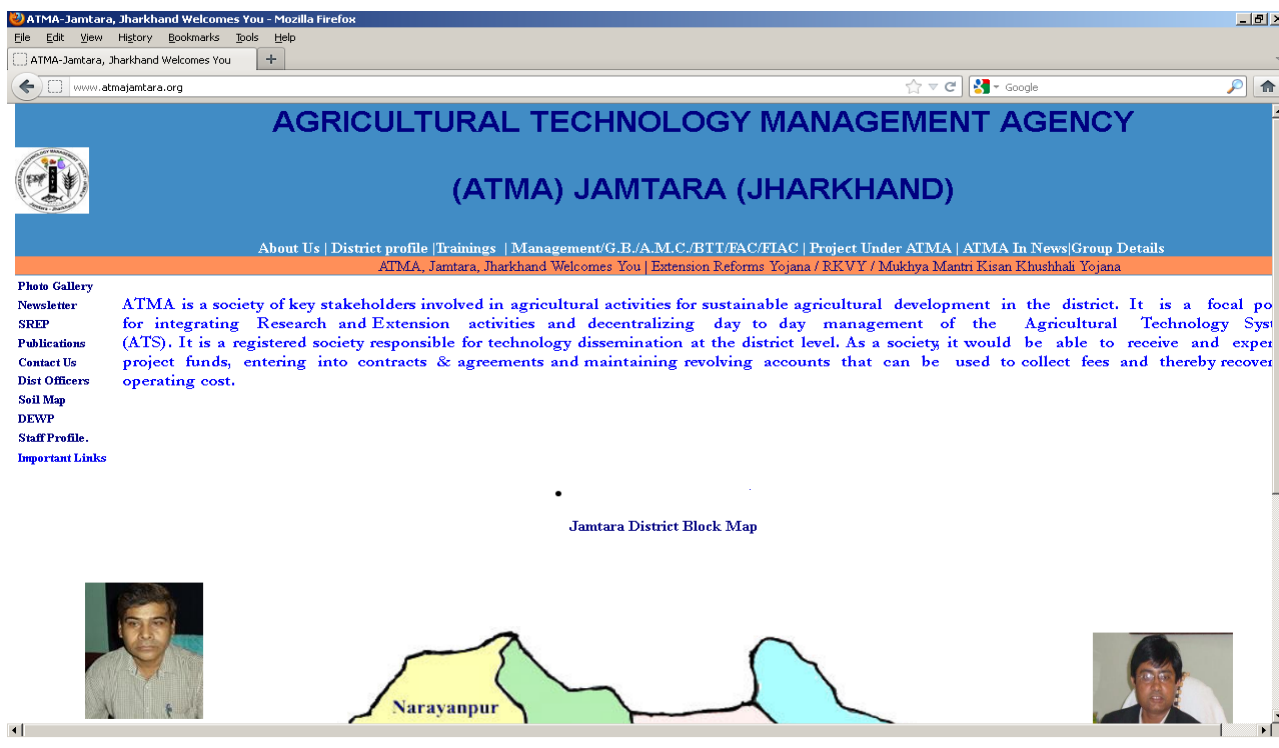
ATMA is a society of key stakeholders involved in agricultural activities for sustainable agricultural development in the district. It is a focal point for integrating Research and Extension activities and decentralizing day to day management of the Agricultural Technology System (ATS). It is a registered society responsible for technology dissemination at the district level. (Source: <http://www.atmajamtara.org>)

Following sections list the websites of ATMA in Jharkhand.

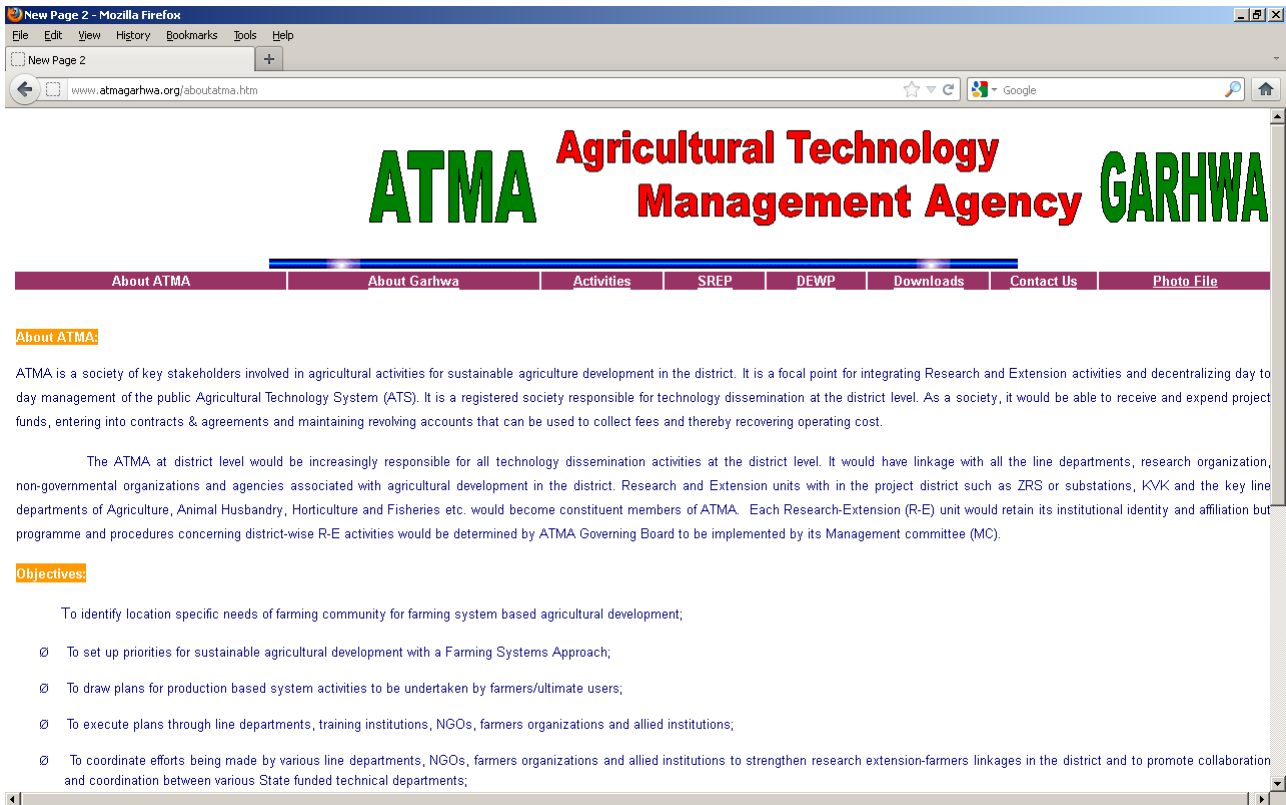
3.1.10.1 ATMA Website of Dumka



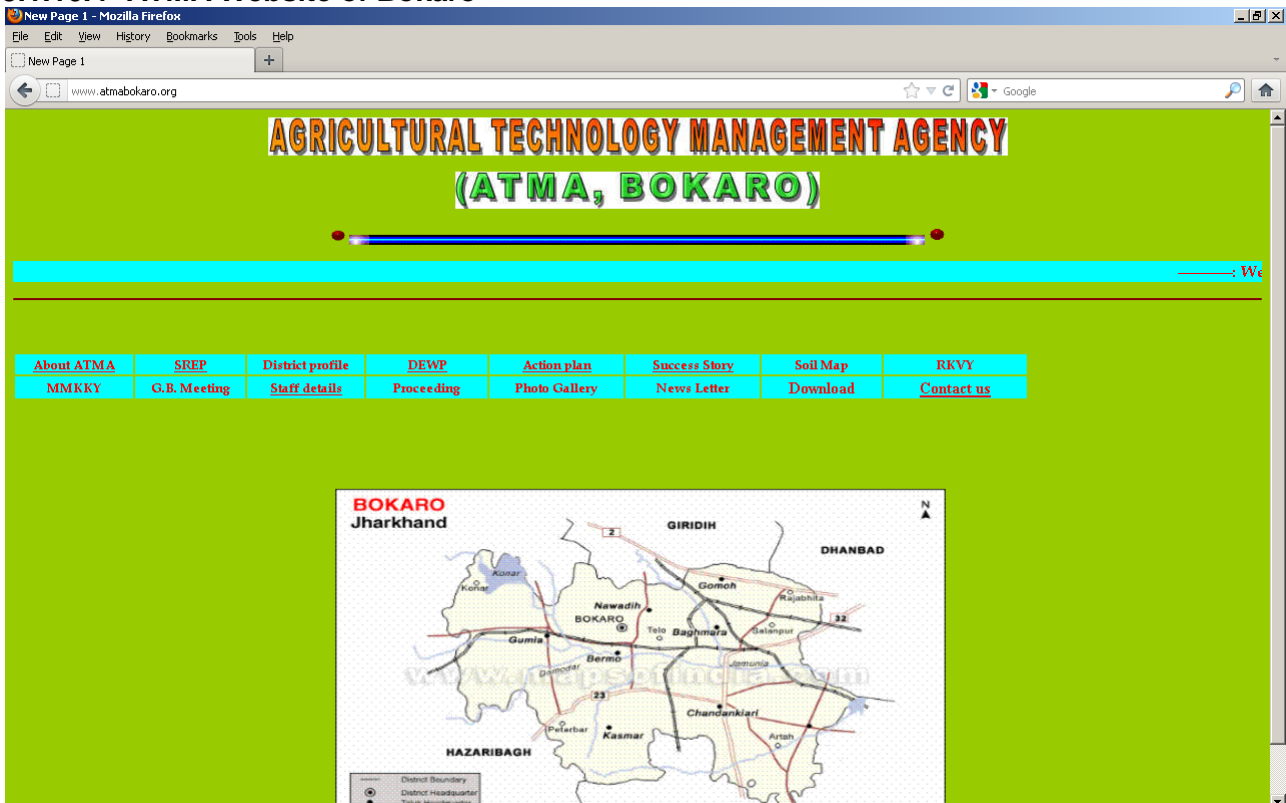
3.1.10.2 ATMA Website of Jamtara



3.1.10.3 ATMA Website of Garhwa



3.1.10.4 ATMA Website of Bokaro



3.1.10.5 ATMA Website of Dhandbad

3.1.10.6 ATMA Website of Koderma

3.1.10.7 ATMA Website of Giridih



The screenshot shows a Mozilla Firefox browser window displaying the website for the Agricultural Technology Management Agency (ATMA) in Giridih. The browser's address bar shows the URL www.atmagiridih.org. The website header features the text "AGRICULTURAL TECHNOLOGY MANAGEMENT AGENCY" in large, bold, orange letters. Below the header is a search bar. The main content area contains several blue hyperlinks: [District Extension Work Plan \(2007-08\) under Extension Reforms](#), [District Action Plan \(2007-08\) Under National Agriculture Development Project \(N.A.D.P\)](#), [District Information](#), [District Extension Work Plan \(2009-10\) under Extension Reforms](#), and [Strategic Research Extension Plan \(SREP\)](#). To the right of the links is a portrait of Sri. Dhirendra Nath Pandey. Below the portrait, his name and title are listed: **Sri. Dhirendra Nath Pandey**, **Project Director (ATMA) cum District Agriculture Officer**, **O/O District Agriculture Officer, Giridih, Jharkhand**. His contact information is provided: **06532-226674 (O & Fax)** and **93346-92990 (Cell)**. At the bottom of the browser window, a status bar indicates "Waiting for www.atmagiridih.org..."

3.1.10.8 ATMA Website of Lohardagga



The screenshot shows a Mozilla Firefox browser window displaying the website for the Agricultural Technology Management Agency (ATMA) in Lohardagga. The browser's address bar shows the URL www.atmalohardagga.org. The website header features the text "AGRICULTURAL TECHNOLOGY MANAGEMENT AGENCY (ATMA, LOHARDAGGA)" in large, bold, orange letters. Below the header is a search bar. The main content area contains several blue hyperlinks: [District Extension Work Plan \(2007-08\) under Extension Reforms](#), [District Action Plan \(2007-08\) Under National Agriculture Development Project \(N.A.D.P\)](#), [District Information](#), [District Extension Work Plan \(2009-10\) under Extension Reforms](#), and [Strategic Research & Extension Plan \(SREP\)](#). To the right of the links is a portrait of Sri. B. P. Mandal. Below the portrait, his name and title are listed: **Sri. B. P. Mandal**, **Project Director (ATMA) cum District Agriculture Officer**, **O/O District Agriculture Officer, Lohardagga, Jharkhand**. His contact information is provided: **06526-224627 (O & Fax)** and **94319-74838 (Cell)**.

3.1.10.9 ATMA Website of Gumla

**AGRICULTURAL TECHNOLOGY MANAGEMENT AGENCY
(ATMA, GUMLA)**

[District Extension Work Plan \(2007-08\) under Extension Reforms](#)

[District Action Plan \(2007-08\) Under National Agriculture Development Project \(N.A.D.P.\)](#)

Action Plan (2007-08)- Rice under National Food Security Mission (NFSM)

[District Information](#)

District Extension Work Plan (2008-09) under Extension Reforms

Strategic Research & Extension Plan (SREP)

Project Director (ATMA) cum District Agriculture Officer

O/O District Agriculture Officer, Gumla, Jharkhand

06524-223192 (O & Fax)

94319-58391 (Cell)

3.1.11 Official Website of Jharkhand – www.jharkhand.gov.in

Official Website of Government of Jharkhand

Home **About The State** **Key Contacts** **Administration** **Govt. Organization** **Publications** **Notices / Tender** **Online Services**

Employee Corner **Citizen Corner** **Related Links**

- Personnel Information System (PIS)
- Physical & Financial Progress of Schemes
- Purchase Orders
- Jharkhand Govt. Email
- Treasury Applications (Not for JharNet Users)
- List of NODAL / e-Governance Officers
- FileTracker
- Assembly Question Monitoring System
- Electronic Dispatch System
- e-Nibandhan (Registration)
- JAS Officers Bio-Data Entry

विस्ती में (Beta) Departments

- Agriculture & Sugarcane Development
- Animal Husbandry & Fisheries
- Art, Culture, Sports & Youth Affairs
- Board of Revenue
- Building Construction
- Cabinet (Vigilance)
- Civil Aviation
- Co-operative
- Cabinet Secretariat & Coordination
- Commercial Taxes
- Online Filing of Returns
- Disaster Management
- Drinking Water & Sanitation
- Energy
- Excise

ANNOUNCEMENTS

HOW DO I ?

Forms

Schemes

Online Tender

OpenOffice Download

JHARKHAND - DISTRICTS

JHARKHAND - PRESS RELEASE

26 अप्रैल, 12

मुख्यमंत्री सचिवालय - विकास भारती द्वारा आयोजित कार्यशाला का उद्घाटन करते हुए

[34th National Games](#)

The national portal of India **india.gov.in**

Copyright 2008-2009 © Government of Jharkhand. All rights reserved.
Site best Viewed with 1024 * 768 resolution in IE 6.0+ & Mozilla 3.0+

3.2 Gaps and Issues with Current System

- Except website of Birsa Agriculture University, there is no website with focus on providing information to farmers.
- Government Departmental websites provide information with respect to departments only.
- No single point for complete information
- Stakeholders have to access multiple websites for information relevant to different sections
- More often than not, the knowledge of which website to access is not available
- Issues with information not being updated regularly – thus outdated information being provided which may not be relevant
- Few websites have broken links
- Not all information is available in local languages

3.3 State Agricultural Portal – Perspectives

The Portal would be developed as a Mission Mode Project under the National e-Governance Plan of the Government. The objective behind the portal is to provide a single window access to the information and services being provided by the Department of Agriculture and all other departments for the farmers and other stakeholders. An attempt has been made through this portal to provide comprehensive, accurate and reliable and one stop source of information about agriculture and its various facets. Links to other websites and sources of information too will be provided.

The content in this portal will be a collaborative effort of various Indian Government Ministries and Departments in agricultural sector, at the Central/State/District level.

The scheme orientation that has traditionally been the mechanism for addressing the needs of the farmers has been changed in light of achieving the overall objectives of the project by providing a service orientation to them. This essentially means that the government under the Agriculture Mission Mode Project would provide services in addition to the existing schemes and programs of the central and state governments, which would be integrated in nature. This also implies that in the proposed scenario no matter if the services originate from the central or the state government, they would be provided through a single delivery interface to the farmer.

The key recommendations for the services, in the proposed project provide the accessibility to the following information and sub services to the farmers:

- About Jharkhand- History of Agriculture
- Providing information on crops
- Providing information on pesticides
- Providing information on fertilizers
- Providing information on seeds
- Providing information on soil health
- Providing information on crop diseases
- Providing information on forecasted weather
- Providing market information on prices and arrivals of agricultural commodities

- Providing related market information to facilitate farmers get better prices
- Providing interaction platform for producers, buyers and transport service providers
- Providing information on Minimum Support Price and Govt. Procurement Points
- Providing electronic certification for imports and exports
- Providing information on marketing infrastructure and post harvest facilities
- Providing information on storage infrastructure
- Monitor implementation of schemes / programs
- Providing training support to farm schools for adoption of GAPs
- Sharing Good Agricultural Practices with farmers and trainers and providing extension support through online video
- Providing information on fishery inputs
- Providing information on irrigation infrastructure
- Providing information on Farm Machinery
- Providing information on Harvesting
- Providing information on Import and Export
- Providing information on Organic Farming
- Providing information on Livestock
- Providing information on Horticulture
- Providing information on Floriculture
- Providing information on Government Policies and Initiatives
- Providing Drought Relief Information
- Providing latest News
- Providing Interactive Platform for farmers
- Providing information specific to season/month for crops in that season/month state-wise
- Providing Information on Important Agricultural Links on Jharkhand
- Providing Information on Important Agricultural Links of India and World
- Providing Information on Agricultural Tourism
- Providing Information on ICAR Institutes
- Providing Information on Information on Agriculture Courses and Universities
- Providing Information on Information on Agro Based Industry
- Providing Information on Information on Medicinal Plants
- Providing Information on Agriculture Product Marketing committees
- Providing Information on Employment

The Portal will also contain the following components:

- Grievance Management
- Expert Advisory System

3.4 Grievances Redressal Management and Expert Advisory System

3.4.1 As-Is Process

The current system for Grievance Management is manual. The process is as described below

- Farmer registers grievance with officer at Block
- If the grievance can be addressed at Block level, the officer provides the solution/information to the farmer.
- In case the BAO is not able to handle the grievance, letter or application is sent to DAO
- In case the DAO is not able to handle the grievance, application is forwarded to Range level DDPP or JDA who resolve the issue or further forward the application to Department of Agriculture in Ranchi
- BAO Officer is informed of the resolution from the District office or Department of Agriculture. BAO officer informs the farmer.
- In some cases, farmer needs to travel to the District office for resolution

The current system for Expert Advisory is manual. The process is as described below :

- Farmer registers for expert advice with officer at Block Level
- If the BAO can help the farmer, the officer provides the solution/information to the farmer
- In case the BAO is not able to handle the information need, letter or application is sent to DAO
- In case the DAO is not able to handle the information need, application is forwarded to Range DDPP or JDA who resolve the issue or further forward the application to Department of Agriculture.
- BAO is informed of the information from the District office or Department of Agriculture. BAO informs the farmer.
- In some cases, farmer needs to travel to the District office for advice.

Alternatively, the farmer can call the Kisan Call Center. The steps are as described below.

- Farmer calls Call Center
- Agent registers need for advice
- Agent refers the Knowledge Management System
- Agent offers advice

Issues with Current System

- Process is manual
- BAO is single point of contact
- If issue not resolved at Block level, then
 - Either, farmer has to wait for information to be provided by District office. This often leads to delay in issue resolution
 - Or, farmer has to travel to different offices. This also leads to delay in issue resolution in addition to the hazards of traveling faced by farmer.

3.4.2 Scope of Grievance Redressal Management System and Expert Advisory System

The following basic components shall be considered in the GRM and EA systems:

- ✚ Provision for easier and approachable channel for submitting the grievances/queries
- ✚ Multiple channels for submitting the grievances/queries and for delivering the services
- ✚ Delivery of services in local languages

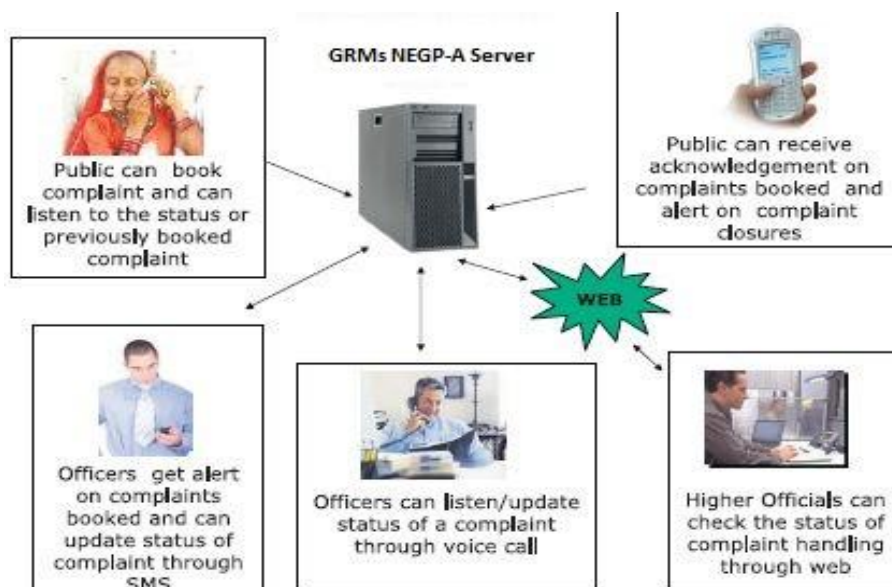
- ◆ Consideration of Cross Platform language issues on mobile devices /electronic devices
- ◆ Provision for the personalized advisory system for season specific , crop specific and location specific

3.4.3 To Be Process

Based on above scope the proposed solution for GRM and EA can be envisaged for A-MMPs. Following points will be considered in the development of GRM and EA for NEGP-A.

- The GRM and EA shall be the part of the A-MMPs and interact with all 12 services of A-MMPs, so that an integrated common platform with Open Architecture shall be adopted for GRM, irrespective of any cross platform issue among software modules of services.
- The grievances in GRM and EA are received from grass root level i.e. from the farmer-community across the country. The technological solution should be as much as simple and handy to use for them.
- Facility has to be provided for submitting the grievance in GRM and EA through multiple channels web interface / SMS /IVRS system/e-mail.
- Provision to acknowledge the complainer by issuing complain registration number through SMS/IVRS/WEB Interface/e-mail
- The System will support multi languages / regional languages i.e. English and Hindi.
- Automatic generation of reminder / SMS alert to concern officer, if action has not been taken in specified time.
- Provision for delivery of advices according to State / Region / Crop specific.
- The GRM and EA system shall be automatic as much as possible with less human intervention except for submitting and updating grievances.
- Provision in GRM and EA shall be added for broadcasting of any specific / urgent information for Farmers / Stakeholders / Government
- Integration of GRM and EA with news channels / mass media for dissemination of information of advisory system, if required

3.4.4 Information on Architecture of GRM –NeGPA

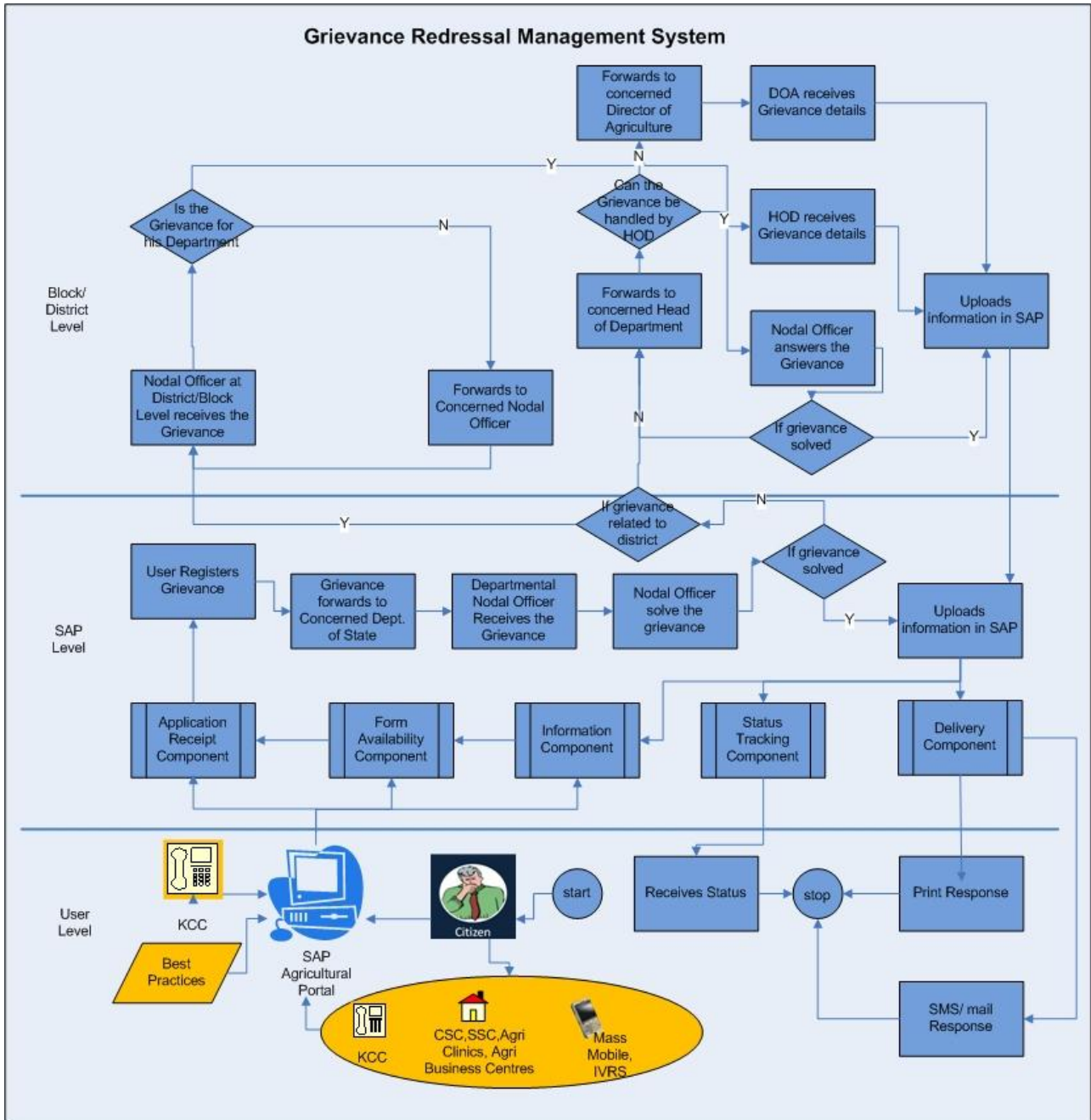


3.4.5 Expected Outcomes

- Easy interface to submit the grievances
- Effective monitoring of grievances
- Immediate dissemination of information to farmer and concerned user

3.4.6 Grievance Redressal Management Workflow

Process Flow for Grievance Redressal Management System



Grievance Redressal Management System Process Flow

As per the above diagram, the User registers a Grievance through the State Agricultural Portal. The State Agricultural Portal consists of the following GRM components:

- ✚ Application Receipt Component
- ✚ Form Availability Component
- ✚ Information Component
- ✚ Status Tracking Component
- ✚ Delivery Component

As per the above diagram, the User Registers a Grievance through the State Agricultural Portal.

From the State Agricultural Portal the grievance is redirected to the concerned department of State. Departmental Nodal Officer receives the grievance and solve the grievance if possible and upload the information on SAP.

Nodal Officer of State will forward the grievance to Head of Department or Nodal Officer of District, if grievance is related to the district. Nodal Officer of district solve the grievance and upload the information on SAP.

If Nodal Officer can not solve the grievance within the time frame then the grievance will be forwarded to the Head of Department at State level.

Head of Department of State will solve the grievance and upload the information. If HOD can not solve the grievance within the time frame then the grievance will be forwarded to Director of Agriculture. Director of Agriculture receives the grievance and upload the information on SAP.

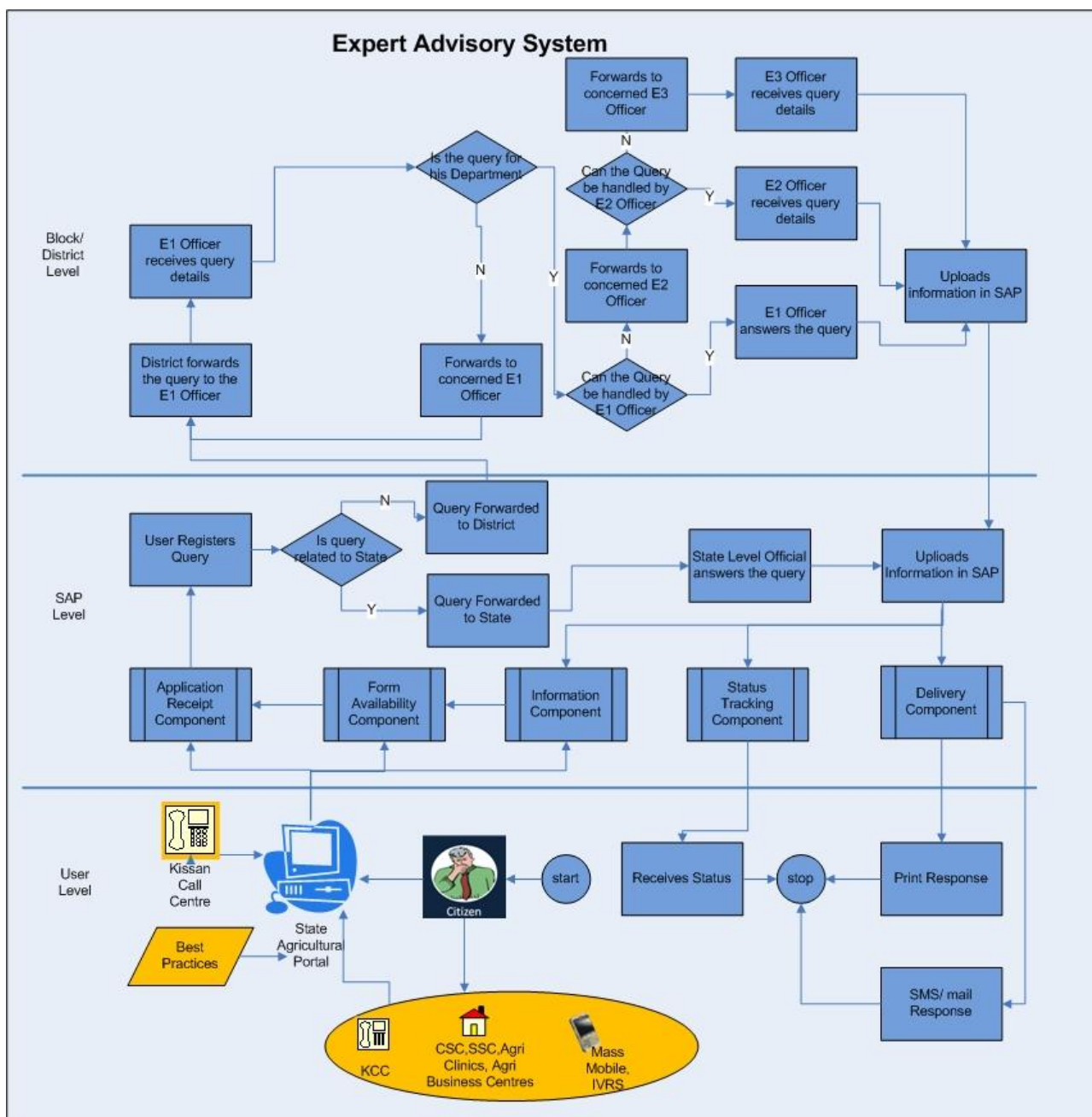
The User can Login any time and check the status of his or her Grievance. He or she will also receive an email notification and an SMS alert once the Grievance is answered.

The higher level officers will also obtain reports on the status of the Grievances.

3.4.1 Expert Advisory Workflow

The expert advisory process relates to the advice sought by the farmers directly from the subject matter experts at the state and national level, with regard to their queries on cropping lifecycle.

Process Flow of the Expert Advisory System



Process of the Expert Advisory System

User logs into SAP and fills-up form in Query Management Application

Module generates a unique reference number and intimates user about successful registration of query. It forwards query to the State Level.

From the State Level the query is redirected to the Level One Office.

Level one office receives query details and checks the genuineness of the query

If query is not genuine, he will reject the request and upload information

If query is genuine, he will check for relevance of the query and if query is not for his department, he will forward query to concerned department’s E1 officer

If E1 officer can resolve the query, he does so and uploads information on SAP. If he can't resolve the query, he forwards query to concerned E2 office.

If E2 officer can resolve the query, he does so and uploads information on SAP. If he can't resolve the query, he forwards query to concerned E3 officer.

E3 officer resolves the query and uploads the information on SAP.

User enquires about the status of his query by entering reference number in the "status tracking" module of the application.

User views answers to his/her queries by providing his unique reference number.

Query resolution and status of the query is also intimated to the user through SMS and e-mail.

4. SPECIFIC REQUIREMENT

4.1 Users of State Agricultural Portal

Sr. No.	Type of User	Description
1.	Visitors	Common Citizen to SAP
2.		Registered Visitor to SAP
3.	Content Contributors	Farmers <ol style="list-style-type: none"> Individual Farmers Farmer Groups Farmer Co-operatives Common Citizen
4.		Central Government <ol style="list-style-type: none"> Department of Agriculture & Cooperation Attached Offices and Directorates Testing Labs Academic and Research Institutions
5.		State Government <ol style="list-style-type: none"> Department of Agriculture & Cooperation Attached Offices and Directorates Testing Labs Academic and Research Institutions
6.		Private Sector <ol style="list-style-type: none"> Manufacturers / Wholesalers / Dealers of inputs Importers and exporters of agriculture produce Traders, Buyers and Commodity Exchanges Kisan Call Center Agro Business Clinics and Centers

4.2 User Interfaces

- The home page of the State Agricultural Portal will be accessible using a defined URL across the world by any user through Internet.
- One should be able to navigate through the State Agricultural Portal of Jharkhand Home page with or without mouse and keyboard.
- It will be supported across different Operating System and Browser.
- The home page of State Agricultural Portal and all pages and links across it will have beautiful appearance with good images and banners, links with related headings.

4.2.1 User Interface for the Home Page of the State Agricultural Portal

- On the top of home page, there will be a graphic image across the width of home page signifying India's National Emblem and Emblem of Jharkhand Government making it distinct as government website, NeGP logo, Name of the Department.

- Flash display of crops relevant to the season/month
 - For example – Rabi crops in Jharkhand are Wheat, Barley, Beans, Peas and Green vegetables. Between Septembers to April, flash display providing information on these crops can be provided.
- Ribbon displaying iconic links to services covered under 12 service cluster identified under NeGP like Seeds, Pesticides, Fertilizers, Soil Health, Irrigation, Farm Machinery, Crops, Livestock, Fisheries, Training & Extension, Good Agricultural Practices, Prices and Arrivals, e-market, Procurement points, Marketing Infrastructure, Exports and Imports, Weather and Agro-met advisory, Drought Relief and Management, Schemes and Programs, Monitoring implementation of schemes
- Different Sections covering Farmer's corner, Industry corner, Knowledge Management, Visual training material, Apply online, Download forms. All these section will contain a small introduction to the section along with links to subsections within the section.
- The Portal will also contain the following components :
 - Grievance Management
 - Expert Advisory System
- Header Links to Accessibility options, Site Map, Add to Favorite, Tell a Friend, RSS, Select Theme, Font Size, Feedback and Contact Us
- One can search contents from State Agricultural Portal
- Sign in for personalized viewing of State Agricultural Portal. For personalized viewing the visitor will need to register in the State Agricultural Portal
- Spotlight: Latest topic of concern updated every fortnight
- How do I: - For searching information for the services provided by the government, government undertakings and NGOs
- Latest News: - Latest news updates
- Link to maps of different categories like maps of India, maps of State, District maps
- Announcements Section: -One can visit to search announcements made by Central and State government departments
- Banner linked to latest subject of concern. It will change frequently as and when required
- Weekly content from State Agricultural Portal: - It will contain important content from the State Agricultural Portal
- Footer Links to About this Portal, Help, Terms of Use, Visitors Summary, Newsletter, Your Opinion, Press Media Coverage and Accessibility Statements
- Introductory Statement to the State Agricultural Portal

4.2.2 Common features in all User Interfaces for Sections and Sub-Sections of State Agricultural Portal

For sake of similarity, resemblance and identity across the entire State Agricultural Portal, all pages of Sections and Sub-Sections linked to the Portal Home page would have some common features as mentioned below-

- All pages will contain same Header Image signifying the page to be part of State Agricultural Portal. Link on this image will lead back to Home page of the State Agricultural Portal
- Header Image signifying Section and Sub-Section of the State Agricultural Portal
- State Agricultural Portal menu containing sections heading and links to sub-Services and sections Farmer's corner, Industry corner, Knowledge Management, Visual training material, Apply online, Download forms

- Source information (mouse on event describing the source of content), Sections or Sub-Section, last updated information
- Sub-section Links under the Section
- Footer with links to Home, About the Portal, Site Map, Link to Us, Add to Favorite, Suggest to a Friend, Help, Terms of Use, Feedback on each page of the Portal
- Copyright information

4.2.3 Common features in all the pages of the portal

i. User Interface for Sections - Farmer's corner, Industry corner, Knowledge Management, Visual training material, Apply online, Download forms

Other than the common interface mentioned in previous section, user interface for the sections would contain all the sub-sections with icon image and link, along with small description about the section on the top.

- Section Header Image
- Breadcrumb Just below the Section Header Image
- Iconic Subsection Links
- Small introduction to the section
- More Sub-section link with small banner
- Footer sub-section links as Iconic Sub-section links. Both the links iconic and footer will lead to same page

ii. User Interface for Sub-Sections under Farmer's corner, Industry corner, Knowledge Management, Visual training material, Apply online, Download forms

Sub-Section under the section is mostly an area, subject or topic of an interest. Sub-Section page would contain in depth information on the topic or link to the page or URL of a website, where you may get the detailed information on the subject or topic or schemes or services.

- Sub-Section Header Image
- Breadcrumb Just below the Sub-section Header Image
- Small introduction to the Sub-section.
- Further Subsection Links
- Sub-section link with small banner
- Related links outside the State Agricultural Portal.
- Footer Sub-section links.

iii. Linking to External Website or Portal

On the State Agricultural Portal, mainly two types of links will be there. Content coming from the State Agricultural Portal repository will be termed as Internal Link and link leading to some URL outside the State Agricultural Portal repository will be termed as External Link. If any link leads to external website or portal, it is proposed to be opened in the new window. The URL should clearly be shown with `outerwin.htm` in the URL box. A message should also be displayed on mouse on event on the exclamation symbol.

External links in the State Agricultural Portal are verified once in a week for its availability. In case it is found not working, a message is sent to the concerned. In case it is not make operational for next one week or no message is received for alternate URL or no message is received regarding this, the link is removed from the State Agricultural Portal. External links are also added and removed in State Agricultural Portal as per its usability and non-usability.

In subsection of the State Agricultural Portal, External Links are put under heading Related Links.

In case there is no External Links available at any time, the heading Related Links will not be of any use and it will be removed.

Sections with Interactive User Interfaces

Some section of the State Agricultural Portal would be provided with visitor interaction facility either to gather information of user to provide visitor specific facility (Personalized State Agricultural Portal) or to get comment from the visitor for further improvement of the Portal (Speak out your Opinion or Feedback) or to let the visitor seek some specific information (search facility).

4.3 Hardware Interfaces for State Agricultural Portal

State Agricultural Portal will be hosted in the State data centre or the data centre identified for hosting it. Infrastructure for provided for hosting should ensure 24X7 availability.

4.4 Communication Interface

Any person having minimum of hardware configuration can access the State Agricultural Portal through Internet. The State Agricultural Portal should be optimized on any kind of browser across different operating system platform. It should be also accessible from Mobile and other communication devices supporting internet access.

4.5 Software for the State Agricultural Portal

The software will interoperate with other software applications which are being developed under NeGP (A) Mission Mode Project, in particular Central Agriculture Portal. The software tools required would include tools for content management, databases, GIS, workflow, application development and streaming.

4.6 Product Functions

- Providing single window solution for services under 12 service cluster identified under NeGP like Seeds, Pesticides, Fertilizers, Soil Health, Irrigation, Farm Machinery, Crops, Livestock, Fisheries, Training & Extension, Good Agricultural Practices, Prices and Arrivals, e-market, Procurement points, Marketing Infrastructure, Exports and Imports, Weather and Agro-met advisory, Drought Relief and Management, Schemes and Programs, Monitoring implementation of schemes
- Providing one stop information as per users perspectives on various topics like Farmers, Business Entities, Government Departments, Government Bodies, Jharkhand State, Sectors
- Providing content repository for Forms, Documents, Schemes, Services, Acts, Rules, Websites, Contacts, Announcements, and Search Facility for each type of contents.
- Providing spot light on current topic of mass concern I agricultural sector.
- Facility of registering into the State Agricultural Portal for personalized viewing of the Portal.
- Latest news I agricultural sector from Doordarshan and Press Information Bureau and Weather.

- How do I type of Search facility for various services provided by the State and State Government and PSUs
- Visitor Summary, News Letter, Your Opinion, Press/ Media Coverage, About the Portal, Site Map, Link to Us, Add to Favorite, Suggest to a friend, Help, Terms of Use, Feedback, Contact Us, Copyright, Best Viewing , designed and Developed by like regular basic features of web portal.

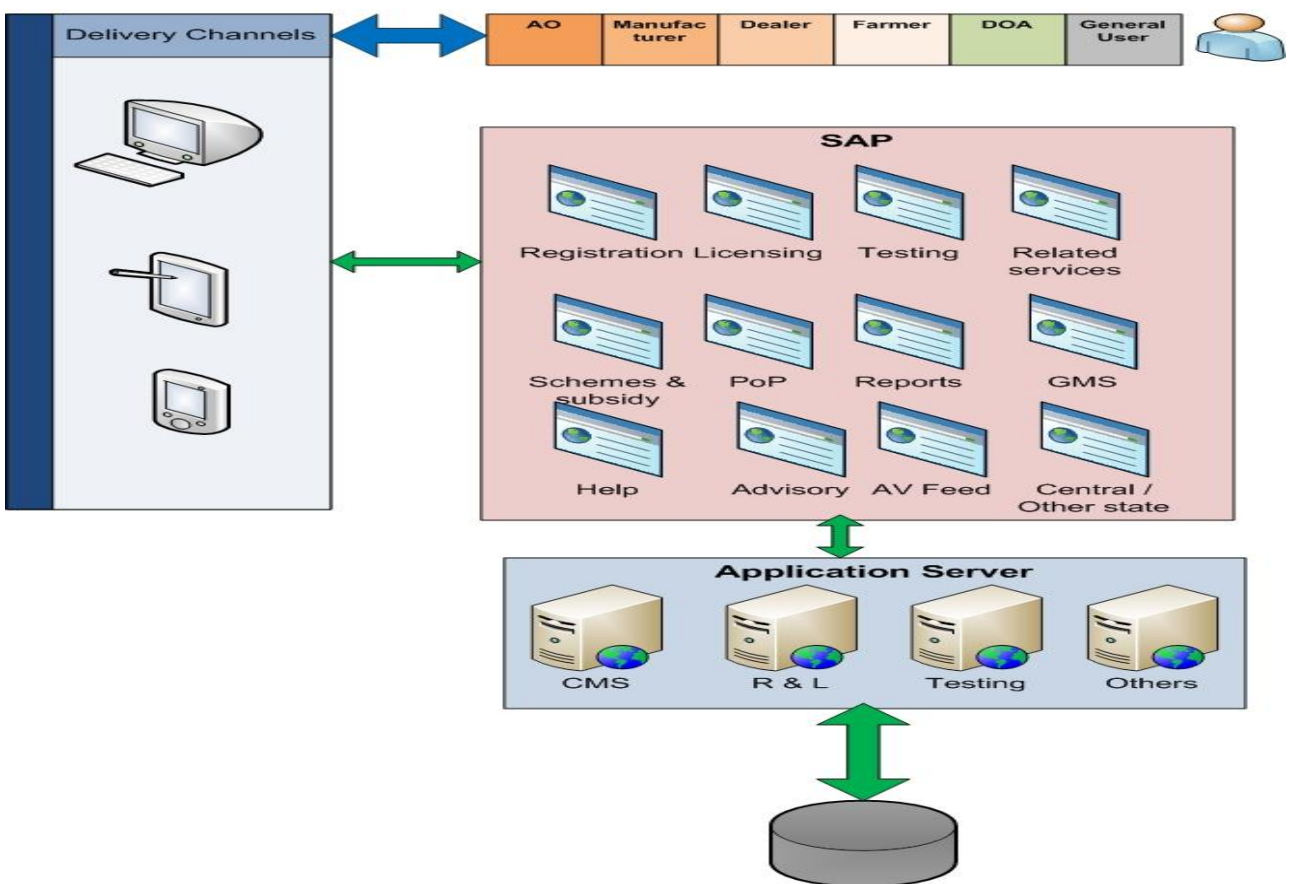
5. FUNCTIONAL REQUIREMENTS

This chapter has been divided into two parts. **Part-A** explains details of Specific Requirements of State Agricultural Portal of Jharkhand and **Part-B** explains details of the State Agricultural Portal Content Management System.

PART-A

5.1 State Agricultural Portal

The State Agriculture Portal can be accessed by Farmers, Citizens, Agricultural Officers, Manufacturers, Dealers and officers in Department of Agriculture. It can be accessed using web browser and mobile phones as well. The system is as shown below



The tentative structure of the State Agricultural Portal will contain the content as mentioned below.

5.2 Sample Web View of SAP

This layout is not the exact form of visual representation of the SAP. It may be changed during the course of design.

5.2.1 Home Page View

The Home page view of State Agriculture Portal is as shown below-

The screenshot displays the home page of the Jharkhand State Agricultural Portal. At the top, there is a green navigation bar with language options (Hindi, English) and utility links (Accessibility Options, Site Map, Add to Favourite, Tell a Friend, RSS, Select Theme, Font Size). The main header features the N eGP Agriculture logo, the Department of Agriculture & Cooperation, and the Ministry of Agriculture, Government of India. A secondary navigation bar includes 'CUSTOMIZE | MY AGRI' and a welcome message for the user. Below this is a horizontal menu for various crops: Rice, Corn, Finger Millet, Wheat, Potato, Sugarcane, Maize, Black gram, and Peas. A grid of service icons follows, including Seeds, Pesticides, Fertilisers, Soil Health, Irrigation, Farm Machinery, Crops, Livestock, Fisheries, Training & Extension, Good Agricultural Practices (GAPs), Prices and Arrivals, e-Market, Procurement Points, Marketing Infrastructure, Exports and Imports, Weather and Agro-met advisory, Drought Relief and Management, Schemes and Programs, and Monitoring Implementation. A 'SEARCH BOX' with a 'GO' button is positioned on the left. The 'News / Events' section on the right contains placeholder text. A large section titled 'Agricultural background of the state' provides detailed information about Jharkhand's agricultural resources and challenges. The footer includes a 'History' section with links to ICAR Institutes, Agriculture Courses, Career, FAQ, Feedback, Contact Us, Organic Farming, Horticulture, Floriculture, and Harvesting. It also features a 'Governance Project' section with links to AGMARKNET, DACNET, Agricultural Census, Seednet, Nav Krishi, RKVY, and MMA. Additional links for 'About this Portal', 'Help', 'Terms of Use', 'Visitor Summary', 'Newsletter', 'Your Opinion', 'Related Links', and 'Accessibility Statement' are provided. The page concludes with a footer note: 'The site is designed by "National Informatics Centre, Ministry of Communications and Information Technology, Government of India" NIC'.

5.2.2 Seed Section View

The Seed Section view of State Agriculture Portal is as shown below-



5.2.3 Pesticide Section View

The Pesticide Section view of State Agriculture Portal is as shown below-

The screenshot displays the Pesticide Section of the State Agriculture Portal. At the top, there is a green navigation bar with the NeGP logo and language options (Hindi, English). Below this, a secondary bar contains accessibility and utility links. The main header features the NeGP logo, the Department of Agriculture & Cooperation, and the Ministry of Agriculture, Government of India. A user-specific bar includes 'CUSTOMIZE | MY AGRI' and a 'WELCOME' message. A horizontal menu lists various crops like Rice, Corn, Finger Millet, Wheat, Potato, Sugarcane, Maize, Black gram, and Peas. A grid of icons represents different agricultural services, with 'Pesticides' highlighted. Below the grid, a breadcrumb trail shows 'Home > Pesticides' and a search box. A left sidebar lists various portal services. The main content area for 'Pesticides' includes a sub-menu with links to Dealer Network, Prices and Availability, Package of Practices, Registration and Licensing, Pesticide Testing Laboratories, and Related Web Sites. The footer contains a list of links, a governance project list, and the NIC logo.

5.2.4 Fertilizer Section View

The Fertilizer Section view of State Agriculture Portal is as shown below-

The screenshot displays the Fertilizer Section of the Jharkhand State Agricultural Portal. At the top, there is a green navigation bar with the NeGP logo, language options (Hindi, English), and utility links like 'Accessibility Options' and 'Site Map'. Below this is a banner for the Department of Agriculture & Cooperation, Ministry of Agriculture, Government of India, featuring a map of Jharkhand. A secondary navigation bar includes 'CUSTOMIZE | MY AGRI' and a welcome message. A horizontal menu lists various crops: Rice, Corn, Finger Millet, Wheat, Potato, Sugarcane, Maize, Black gram, and Peas. Below the crop menu is a grid of icons representing different agricultural services such as Seeds, Pesticides, Fertilisers, Soil Health, Farm Machinery, Crops, Livestock, Fisheries, Good Agricultural Practices (GAPs), Prices and Arrivals, e-Market, Procurement Points, Exports and Imports, Weather and Agro-met advisory, Drought Relief and Management, Schemes and Programs, Irrigation, Training & Extension, Marketing Infrastructure, and Monitoring Implementation. The main content area is titled 'Fertilisers' and contains a search box and a list of links: Dealer Network, Prices and Availability, Usage Guidelines, Registration and Licensing, Fertilizer Testing Laboratories, mFMS Application, and Related Website. A sidebar on the left lists various services: Grievance Management, Farmer's Corner, Industry Corner, National Farmer's Database, Expert Advisory System, Knowledge Management, Visual training material, Apply Online, and Download Forms. The footer contains a list of links: History, ICAR Institutes, Agriculture Courses, Career, FAQ, Feedback, Contact Us, Organic Farming, Horticulture, Floriculture, Harvesting, Governance Project (AGMARKNET, DACNET, Agricultural Census, Seednet, Nav Krishi, RKVY, MMA), About this Portal, Help, Terms of Use, Visitor Summary, Newsletter, Your Opinion!, Related Links, and Accessibility Statement. The page is designed by the National Informatics Centre, Ministry of Communications and Information Technology, Government of India, with the NIC logo.

5.2.5 Soil Health Section View

The Soil Health Section view of State Agriculture Portal is as shown below-



5.2.6 Weather & Agro-met Advisory Section View

The Weather and Agro-met Advisory Section view of State Agriculture Portal is as shown below-

The screenshot displays the user interface of the State Agriculture Portal. At the top, there is a green header with the Indian national emblem on the left, language options for Hindi and English in the center, and utility links for Accessibility Options, Site Map, Add to Favourite, Tell a Friend, RSS, and Select Theme on the right. Below this is a banner for the NeGP Agriculture project, featuring the logo 'NeGP AGRICULTURE EMPOWERING FARMERS' and the text 'Department of Agriculture & cooperation, Ministry of Agriculture, Government of India'. A map of Jharkhand is visible on the right side of the banner.

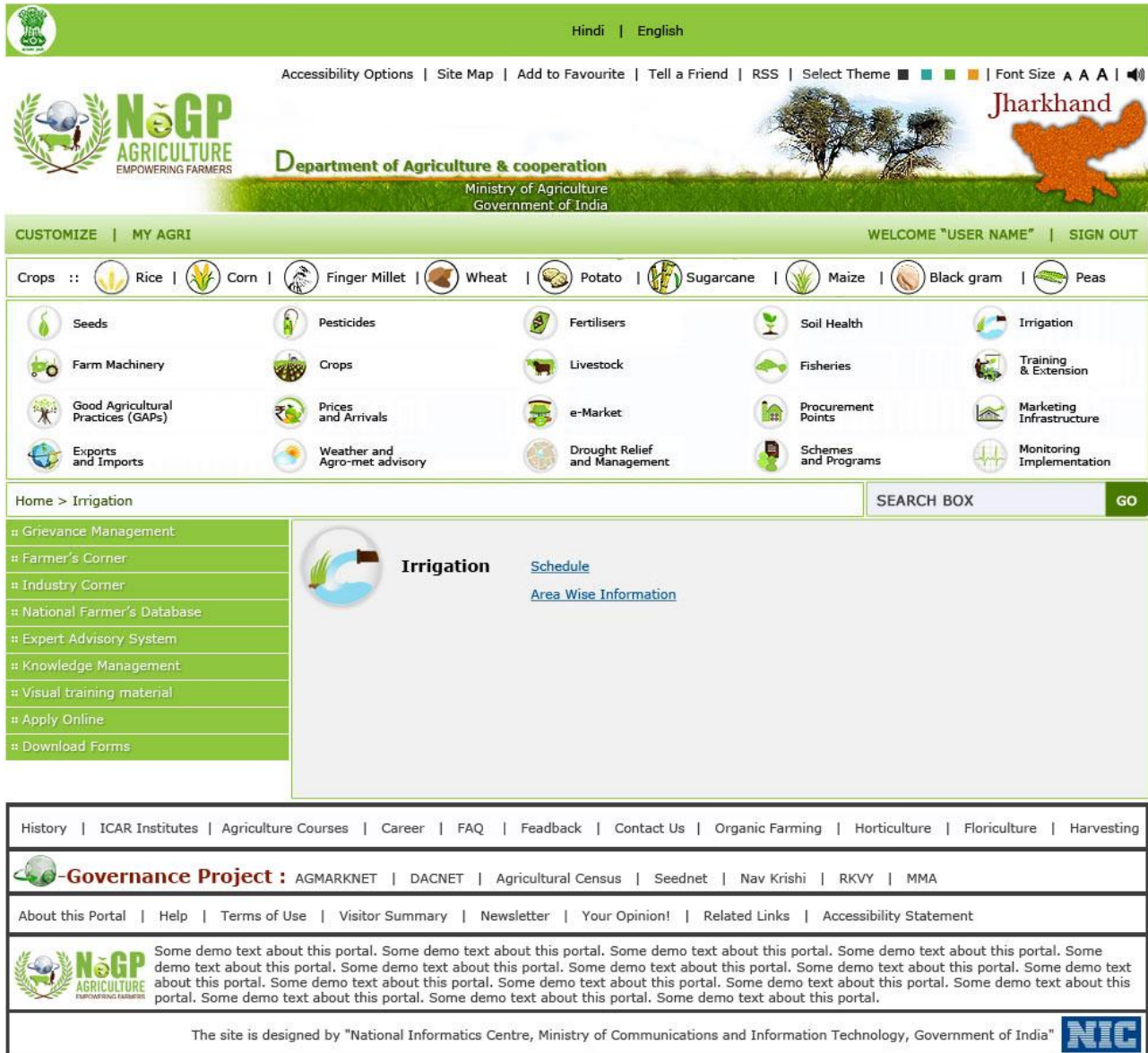
Below the banner is a navigation bar with 'CUSTOMIZE | MY AGRI' on the left and 'WELCOME *USER NAME* | SIGN OUT' on the right. A horizontal menu lists various crops: Rice, Corn, Finger Millet, Wheat, Potato, Sugarcane, Maize, Black gram, and Peas. Below this menu is a grid of 20 service icons, including Seeds, Pesticides, Fertilisers, Soil Health, Irrigation, Farm Machinery, Crops, Livestock, Fisheries, Training & Extension, Good Agricultural Practices (GAPs), Prices and Arrivals, e-Market, Procurement Points, Marketing Infrastructure, Exports and Imports, Weather and Agro-met advisory, Drought Relief and Management, Schemes and Programs, and Monitoring Implementation.

The main content area is titled 'Home > Weather and Agro-met advisory'. It features a search box with a 'GO' button. On the left is a vertical menu with options like Grievance Management, Farmer's Corner, Industry Corner, National Farmer's Database, Expert Advisory System, Knowledge Management, Visual training material, Apply Online, and Download Forms. The central content area is titled 'Weather and Agro-met advisory' and includes a weather icon and a list of links: Agro-met Advisory, Weather Forecast, District Rainfall Maps, Temperature, Weather Parameter, and Week Rainfall Probability.

At the bottom, there is a footer with navigation links for History, ICAR Institutes, Agriculture Courses, Career, FAQ, Feedback, Contact Us, Organic Farming, Horticulture, Floriculture, and Harvesting. Below this is a 'Governance Project' section listing AGMARKNET, DACNET, Agricultural Census, Seednet, Nav Krishi, RKVY, and MMA. Further down are links for About this Portal, Help, Terms of Use, Visitor Summary, Newsletter, Your Opinion!, Related Links, and Accessibility Statement. The footer concludes with the text 'The site is designed by "National Informatics Centre, Ministry of Communications and Information Technology, Government of India"' and the NIC logo.

5.2.7 Irrigation Section View

Irrigation Section view of State Agriculture Portal is as shown below-



5.2.8 Crop Section View

Crop Section view of State Agriculture Portal is as shown below-

The screenshot displays the Crop Section View of the State Agriculture Portal. At the top, there is a green header with the NeGP logo and navigation options like 'Hindi | English'. Below the header, a main navigation bar lists various crop types: Rice, Corn, Finger Millet, Wheat, Potato, Sugarcane, Maize, Black gram, and Peas. A grid of service icons is provided, including Seeds, Pesticides, Fertilisers, Soil Health, Irrigation, Farm Machinery, Crops, Livestock, Fisheries, Training & Extension, Good Agricultural Practices (GAPs), Prices and Arrivals, e-Market, Procurement Points, Marketing Infrastructure, Exports and Imports, Weather and Agro-met advisory, Drought Relief and Management, Schemes and Programs, and Monitoring Implementation. The main content area is titled 'Crops' and includes a sidebar with menu items like Grievance Management, Farmer's Corner, Industry Corner, National Farmer's Database, Expert Advisory System, Knowledge Management, Visual training material, Apply Online, and Download Forms. The main content area lists various crop categories with links: Agro Climate Features, Cereal and Millet Crops, Grain legumes, Oilseed Crops, Tuber Crops, Forage Crops, and Sugar Crops. The footer contains a navigation menu, governance project information, and a disclaimer.

5.2.10 Exports/ Imports Section View

Exports/ Imports Section view of State Agriculture Portal is as shown below-



5.2.11 Drought-Relief-and-Management Section View

Drought-Relief-and-Management Section view of State Agriculture Portal is as shown below-



5.2.12 Livestock Section View

Livestock Section view of State Agriculture Portal is as shown below-



5.3 State Agricultural Portal Sections View

Section wise detailed view of each section on the home page of the State Agricultural Portal is as illustrated in Sec 5.2. The various sections are -

- History
- ICAR Institutes
- Agriculture Courses
- Career
 - Vacancies at State Level
 - Vacancies at District Level
 - Vacancies at Block Level
- FAQ
- Feedback
- Contact Us
- Organic Farming
- Horticulture
- Floriculture
- Harvesting
- Search
- Grievance Management
 - New Grievance Registered
 - View Grievance and Take Action
 - Resolution of Grievance
 - Escalation of Grievance
- Farmer's Corner
 - Farmer Registration
 - Update Static Information for Farmer
 - Update Dynamic Information for Farmer
 - Mail/SMS sent to farmer to update Season Information (Dynamic Information)
 - Registered Farmers List
 - Related Website
- Industry Corner
- National Farmer's Database
- Expert Advisory System
 - Add New Query
 - Query Acceptance and Expert Advice
- Knowledge Management
- Visual Training Material
- Apply Online
- Download Forms
- Seeds
 - Dealer Network
 - Seed Stock and Pricing Information
 - Information on Seeds/Seed Varieties
 - Area wise Recommendations
 - Registration/ Licensing of Seed
 - Seed Testing Laboratories
 - Seed Certification

- Related Website
- Pesticides
 - Dealer Network
 - Prices and Availability
 - Package of Practices
 - IPM Package of Practices
 - List of registered, banned, restricted pesticide for use
 - Pesticide banned for manufacture, import and use
 - Pesticide formulations banned for use but their manufacture is allowed for export
 - Pesticide formulation banned for import, manufacture and use
 - Pesticide withdrawn
 - List of Pesticide- rejected registration
 - List of Pesticide restricted for Use In India
 - List of designated inspectors for quality control
 - List of Pathogens/ Pests/ Disease/ Nematode/ Weed/ Disorder
 - Pest Category
 - Registration and Licensing
 - Pesticide Testing Laboratories
 - Related Web Sites
- Fertilizer
 - Dealer Network
 - Prices and Availability
 - Usage Guidelines
 - Registration and Licensing
 - Fertilizer Testing Laboratories
 - mFMS Application
 - Related Website
- Soil Health
 - Soil Testing Application
 - Irrigation Advice
 - Soil Types
 - Soil Testing Labs
 - Diseases and Remedial Measures
 - Soil Survey Map
- Irrigation Infrastructure
 - Schedule
 - Area Wise Information
- Farm Machinery
 - Dealer Network
 - Price Information
 - Usage of Machinery
- Crops
 - Agro Climatic Features
 - Climate
 - Soil
 - Land Use Pattern
 - Water Resources

- Crops and Cropping System
- Cereal and Millet Crops
 - Transplanted rice
 - Direct Seeded rice
 - Summer rice
 - System of rice intensification
 - Corn
 - Sweet Corn
 - Baby Corn
 - Pop Corn
 - Finger Millet
 - Gundli (drought tolerant minor millet in Jharkhand)
 - Wheat
 - Zero-till wheat
 - Surface seeded wheat
 - Barley
- Grain legumes
 - Pigeon pea
 - Black gram
 - Lentil
 - Chick pea
 - Peas
 - Horse gram
 - Summer moong
- Oilseed Crops
 - Groundnut
 - Soybean
 - Mustard
 - Toria
 - Linseed
 - Niger
 - Sesame
 - Safflower
- Tuber Crops
 - Potato (Winter)
 - Potato (Kharif)
 - T P S
 - Sweet Potato
- Forage Crops
 - Deenanath grass
 - Berseem
 - Lucerne
 - Maize
 - Sorghum
 - Hybrid Napier
 - Oat
 - Cow Pea
 - Forage based cropping system
- Sugar Crops

- Sugarcane
- Livestock
- Fisheries
- Training and Extension
- Good Agricultural Practices
- Prices and Arrival
- e-Market
- Procurement Points
- Marketing Infrastructure
- Imports / Exports
 - Farmers related
 - Importing/ Exporting Commodities
- Weather and Agro-met advisory
 - Agro-met Advisory
 - District AAS (Agro-met Advisory Services) Bulletin
 - Jharkhand State Composite AAS Bulletin
 - All India AAS Bulletin
 - Weekly AAS Summery
 - Monthly All India Weather and Crop Outlook
 - Annual Report of IAAS (Integrated Agro-met Advisory Services)
 - Weather Forecast
 - Local Weather
 - District Level
 - Regional
 - All India
 - Severe Weather Warning
 - Long Range Forecast
 - District Rainfall Maps
 - Weekly
 - Seasonal
 - Temperature
 - Weekly
 - Monthly
 - Weather Parameter
 - Cloud
 - Humidity
 - Wind Speed
 - Week Rainfall Probability
 - Assured Rainfall
 - Probability of Dry Spells
 - Probability of Wet Spells
- Drought Relief Information and Management
 - Meteorological Drought
 - Agricultural Drought
 - Hydrological Drought
 - Socio-economic Drought
 - General Contingency Plan for All Crops
- Schemes and Programs

- Central Government Schemes
- State Government Schemes
- Status of farmer's application
- Monitoring Implementation
- Accessibility Options
- Sitemap
- Add to Favorite
- Tell A friend
- RSS
- About this Portal
- Help
- Terms of Use
- Visitor Summary
- News Letter
- Your Opinion
- Related Links
- Accessibility Statement

5.4 State Agricultural Portal Functions

5.4.1 History

Scope: This activity enables the actor to access the History of agriculture | Jharkhand

Use Case ID:	UC_SAP_001
Use Case Name:	History

Actors:	Farmer / Citizen	
Stake Holder:	Farmer / Citizen	
Description:	This service aims at taking the actor to the information regarding History of Agriculture in Jharkhand	
Trigger:	<ul style="list-style-type: none"> ▪ Actor selects State Agriculture Portal → History 	
Pre conditions:	<ul style="list-style-type: none"> ▪ Actor should have opened the State Agriculture Portal 	
Post conditions:	<ul style="list-style-type: none"> ▪ History application shall open. 	
Input:		
Output:		
Normal Flow:	Actor Actions <ul style="list-style-type: none"> ▪ Actor clicks on the "History" link on State Agriculture Portal home page 	System Responses <ul style="list-style-type: none"> ▪ System displays the Information about History of Jharkhand.
Alternative Flow:	<ul style="list-style-type: none"> ▪ 	
Exceptional Flow:	Actor Actions <ul style="list-style-type: none"> ▪ Clicks link but the Service URL is unavailable ▪ Clicks link but the actor's internet access has been temporarily disabled 	System Responses <ul style="list-style-type: none"> ▪ Standard internet message for URL not found ▪ Standard internet message for connection not found
Includes: Other use case id		
UI:	Required	

Required/not required	
Priority: Low/medium/high	Medium
Frequency of Use: continuous/frequent/medium/less/rare	Less
Business Rules:	▪
Special Requirements:	

5.4.2 ICAR Institutes

Scope: This activity enables the actor to access the application for ICAR Institutes

Use Case ID:	UC_SAP_002
Use Case Name:	ICAR Institutes

Actors:	Farmer / Citizen	
Stake Holder:	Farmer / Citizen	
Description:	This service aims at taking the actor to the information of ICAR Institutes.	
Trigger:	▪ Actor click on State Agriculture Portal → ICAR Institutes	
Pre conditions:	▪ Actor should have opened the State Agriculture Portal	
Post conditions:	▪ ICAR Institute page shall open.	
Input:		
Output:		
Normal Flow:	Actor Actions <ul style="list-style-type: none"> ▪ Actor clicks on the “Important Information/ ICAR Institutes” 	System Responses <ul style="list-style-type: none"> ▪ System displays the Information about ICAR Institutes in Jharkhand State.
Alternative Flow:	▪	
Exceptional Flow:	Actor Actions <ul style="list-style-type: none"> ▪ Clicks link but the Service URL is unavailable ▪ Clicks link but the actor’s internet access has been temporarily disabled 	System Responses <ul style="list-style-type: none"> ▪ Standard internet message for URL not found ▪ Standard internet message for connection not found
Includes: Other use case id		
UI: Required/not required	Required	
Priority: Low/medium/high	Low	
Frequency of Use: continuous / frequent/	Less	

medium/ less/ rare	
Business Rules:	▪
Special Requirements:	

5.4.3 Agriculture Courses

Scope: *This activity enables the actor to access the application for Agriculture Courses.*

Use Case ID:	UC_SAP_003
Use Case Name:	Agriculture Courses

Actors:	Farmer / Citizen	
Stake Holder:	Farmer / Citizen	
Description:	This service aims at taking the actor to the information Agriculture Courses and Universities in Jharkhand.	
Trigger:	▪ Actor click on State Agriculture Portal → Agriculture Courses	
Pre conditions:	Actor should have opened the State Agriculture Portal	
Post conditions:	Agriculture Course application shall open.	
Input:		
Output:		
Normal Flow:	Actor Actions <ul style="list-style-type: none"> ▪ Actor clicks on the “Important Information/ Information on Agriculture Courses and Universities” 	System Responses <ul style="list-style-type: none"> ▪ System displays the Information about Agriculture Courses and Universities in Jharkhand State.
Alternative Flow:	▪	▪
Exceptional Flow:	Actor Actions <ul style="list-style-type: none"> ▪ Clicks link but the Service URL is unavailable ▪ Clicks link but the actor’s internet access has been temporarily disabled 	System Responses <ul style="list-style-type: none"> ▪ Standard internet message for URL not found ▪ Standard internet message for connection not found
Includes: Other use case id		
UI: Required/not required	Required	
Priority: Low/medium/high	High	
Frequency of Use: continuous / frequent/ medium/ less/ rare	Medium	
Business Rules:	▪	
Special Requirements:		

5.4.4 Career

Scope: This activity enables the actor to access the application for Career

Use Case ID:	UC_SAP_004
Use Case Name:	Career

Actors:	Farmer / Citizen	
Stake Holder:	Farmer / Citizen	
Description:	This service aims at taking the actor to the career application	
Trigger:	<ul style="list-style-type: none"> ▪ Actor click on State Agriculture Portal → Career 	
Pre conditions:	<ul style="list-style-type: none"> ▪ Actor should have opened the State Agriculture Portal 	
Post conditions:	<ul style="list-style-type: none"> ▪ Career application shall open. 	
Input:		
Output:		
Normal Flow:	<p>Actor Actions</p> <ul style="list-style-type: none"> ▪ Actor clicks on the “Career” ▪ Actor clicks on the “Career/ Vacancies at State Level”. ▪ Actor clicks on the “Career/ Vacancies at District Level”. ▪ Actor clicks on the “Career/ Vacancies at Block Level”. 	<p>System Responses</p> <ul style="list-style-type: none"> ▪ System presents three option for actor <ul style="list-style-type: none"> • Vacancies at State Level • Vacancies at District Level • Vacancies at Block Level ▪ System displays the vacancies available at State level in Jharkhand State ▪ System displays the vacancies available at District level in Jharkhand State ▪ System displays the vacancies available at Block level in Jharkhand State
Alternative Flow:	<ul style="list-style-type: none"> ▪ 	<ul style="list-style-type: none"> ▪
Exceptional Flow:	<p>Actor Actions</p> <ul style="list-style-type: none"> ▪ Clicks link but the Service URL is unavailable ▪ Clicks link but the actor’s internet access has been temporarily disabled 	<p>System Responses</p> <ul style="list-style-type: none"> ▪ Standard internet message for URL not found ▪ Standard internet message for connection not found
Includes: Other use case id		
UI: Required/not required	Required	
Priority: Low/medium/high	Low	
Frequency of Use: continuous / frequent / medium / less / rare	Medium	
Business Rules:	<ul style="list-style-type: none"> ▪ 	
Special Requirements:		

5.4.5 FAQ

Scope: This activity enables the actor to access the application for Frequently Asked Questions

Use Case ID:	UC_SAP_005
Use Case Name:	Application for Frequently Asked Questions (FAQ)

Actors:	Farmer / Citizen	
Stake Holder:	Farmer / Citizen	
Description:	This service aims at taking the actor to the FAQ section	
Trigger:	<ul style="list-style-type: none"> ▪ Actor clicks on State Agriculture Portal → FAQ 	
Pre conditions:	<ul style="list-style-type: none"> ▪ Actor should have opened the State Agriculture Portal and accessed the Department of Agriculture application 	
Post conditions:	<ul style="list-style-type: none"> ▪ Application for FAQ section should be loaded 	
Input:		
Output:		
Normal Flow:	Actor Actions <ul style="list-style-type: none"> ▪ Actor clicks on the “FAQ” link on home page of Department of Agriculture 	System Responses <ul style="list-style-type: none"> ▪ Actor is redirected to “FAQ” application
Alternative Flow:	<ul style="list-style-type: none"> ▪ 	<ul style="list-style-type: none"> ▪
Exceptional Flow:	Actor Actions <ul style="list-style-type: none"> ▪ Clicks link but the Service URL is unavailable ▪ Clicks link but the actor’s internet access has been temporarily disabled 	System Responses <ul style="list-style-type: none"> ▪ Standard internet message for URL not found ▪ Standard internet message for connection not found
Includes: other use case id		
UI: Required/not required	Required	
Priority: Low/medium/high	High	
Frequency of Use: continuous / frequent/ medium/ less/ rare	Frequent	
Business Rules:	<ul style="list-style-type: none"> ▪ 	
Special Requirements:		

5.4.6 Feedback

Scope: This activity enables the actor to access the Feedback Application

Use Case ID:	UC_SAP_006
Use Case Name:	Application for Feedback

Actors:	Farmer / Citizen / Industry User
Stake Holder:	Farmer / Citizen / Industry User
Description:	This service aims at taking the actor to application for Feedback

Trigger:	▪ Actor clicks on State Agriculture Portal → Feedback	
Pre conditions:	▪ Actor should have opened the State Agriculture Portal	
Post conditions:	▪ Application for Feedback section should be loaded	
Input:		
Output:		
Normal Flow:	Actor Actions <ul style="list-style-type: none"> ▪ Actor clicks on the “Feedback” link on home page of SAP 	System Responses <ul style="list-style-type: none"> ▪ Actor is redirected to “Feedback” application ▪ Interface with following field is provided <ul style="list-style-type: none"> • Department • Section • Comments • Option to Submit
Alternative Flow:	▪	
Exceptional Flow:	Actor Actions <ul style="list-style-type: none"> ▪ Clicks link but the Service URL is unavailable ▪ Clicks link but the actor’s internet access has been temporarily disabled 	System Responses <ul style="list-style-type: none"> ▪ Standard internet message for URL not found ▪ Standard internet message for connection not found
Includes: other use case id		
UI: required/not required	Required	
Priority: Low/medium/hig h	High	
Frequency of Use: continuous / frequent/ medium/ less/ rare	Frequent	
Business Rules:	▪	
Special Requirements:		

5.4.7 Contact Us

Scope: This activity enables the actor to access the Contact Us Application

Use Case ID:	UC_SAP_007
Use Case Name:	Application for Contact Us

Actors:	Farmer / Citizen /Industry User
Stake Holder:	Farmer / Citizen / Industry user
Description:	This service aims at taking the actor to application for Contact Us
Trigger:	▪ Actor clicks on State Agriculture Portal → Contact Us
Pre conditions:	▪ Actor should have opened the State Agriculture Portal
Post conditions:	<ul style="list-style-type: none"> ▪ Interface for Contact Us should be loaded. ▪ When clicked on Submit, mail is sent to the e-mail id as provided in the system

Input:		
Output:		
Normal Flow:	Actor Actions <ul style="list-style-type: none"> ▪ Actor clicks on the “Contact Us” link on home page State Agriculture Portal 	System Responses <ul style="list-style-type: none"> ▪ Actor is redirected to “Contact Us” page ▪ Following fields of information is displayed <ul style="list-style-type: none"> • Address • Telephone No • E-mail address • Comments (Address / telephone number and e-mail address retrieved from database)
Alternative Flow:	▪	▪
Exceptional Flow:	Actor Actions <ul style="list-style-type: none"> ▪ Clicks link but the Service URL is unavailable ▪ Clicks link but the actor’s internet access has been temporarily disabled 	System Responses <ul style="list-style-type: none"> ▪ Standard internet message for URL not found ▪ Standard internet message for connection not found
Includes: other use case id		
UI: Required/not required	Required	
Priority: Low/medium/high	High	
Frequency of Use: continuous / frequent/ medium/ less/ rare	Frequent	
Business Rules:	▪	
Special Requirements:		

5.4.8 Organic Farming

Scope: *This activity enables the actor to access the application for Organic Farming*

Use Case ID:	UC_SAP_008
Use Case Name:	Application for Organic Farming

Actors:	Farmer / Citizen
Stake Holder:	Farmer / Citizen
Description:	This service aims at taking the actor to the Organic Farming section
Trigger:	<ul style="list-style-type: none"> ▪ Actor clicks on State Agriculture Portal → Organic Farming
Pre conditions:	<ul style="list-style-type: none"> ▪ Actor should have opened the State Agriculture Portal and accessed the Organic Farming
Post conditions:	<ul style="list-style-type: none"> ▪ Application for Organic Farming section should be loaded
Input:	
Output:	

Normal Flow:	Actor Actions <ul style="list-style-type: none"> ▪ Actor clicks on the “Organic Farming” link on home page of SAP ▪ Actor chooses the option from the given list. 	System Responses <ul style="list-style-type: none"> ▪ Actor is redirected to “Organic Farming” application and system presents following options: <ul style="list-style-type: none"> • Information • Recommendation ▪ Actor is redirected to the information page of selected option
Alternative Flow:	▪	▪
Exceptional Flow:	Actor Actions <ul style="list-style-type: none"> ▪ Clicks link but the Service URL is unavailable ▪ Clicks link but the actor’s internet access has been temporarily disabled 	System Responses <ul style="list-style-type: none"> ▪ Standard internet message for URL not found ▪ Standard internet message for connection not found
Includes: other use case id		
UI: required/not required	Required	
Priority: Low/medium/high	High	
Frequency of Use: continuous / frequent/ medium/ less/ rare	Frequent	
Business Rules:	▪	
Special Requirements:		

5.4.9 Horticulture

Scope: This activity enables the actor to access the application for Horticulture

Use Case ID:	UC_SAP_009	
Use Case Name:	Application for Horticulture	
Actors:	Farmer / Citizen	
Stake Holder:	Farmer / Citizen	
Description:	This service aims at taking the actor to the Horticulture section	
Trigger:	▪ Actor clicks on State Agriculture Portal → Horticulture	
Pre conditions:	▪ Actor should have opened the State Agriculture Portal	
Post conditions:	▪ Application for Horticulture section should be loaded	
Input:		
Output:		
Normal Flow:	Actor Actions <ul style="list-style-type: none"> ▪ Actor clicks on the “Horticulture” link on home page of SAP 	System Responses <ul style="list-style-type: none"> ▪ Actor is redirected to “Horticulture” application ▪ Application gives information about

		horticultural crops, Good Agricultural Practices for Horticultural crops
Alternative Flow:	▪	▪
Exceptional Flow:	Actor Actions <ul style="list-style-type: none"> ▪ Clicks link but the Service URL is unavailable ▪ Clicks link but the actor's internet access has been temporarily disabled 	System Responses <ul style="list-style-type: none"> ▪ Standard internet message for URL not found ▪ Standard internet message for connection not found
Includes: other use case id		
UI: required/not required	Required	
Priority: Low/medium/high	High	
Frequency of Use: continuous / frequent/ medium/ less/ rare	Frequent	
Business Rules:	▪	
Special Requirements:		

5.4.10 Floriculture

Scope: This activity enables the actor to access the application for Floriculture

Use Case ID:	UC_SAP_010
Use Case Name:	Application for Floriculture

Actors:	Farmer / Citizen	
Stake Holder:	Farmer / Citizen	
Description:	This service aims at taking the actor to the Floriculture section	
Trigger:	▪ Actor clicks on State Agriculture Portal → Floriculture	
Pre conditions:	▪ Actor should have opened the State Agriculture Portal	
Post conditions:	▪ Application for Floriculture section should be loaded	
Input:		
Output:		
Normal Flow:	Actor Actions <ul style="list-style-type: none"> ▪ Actor clicks on the "Floriculture" link on home page of SAP 	System Responses <ul style="list-style-type: none"> ▪ Actor is redirected to "Floriculture" application ▪ Application gives information about Floriculture, Good Agricultural Practices for Floriculture
Alternative Flow:	▪	
Exceptional Flow:	Actor Actions <ul style="list-style-type: none"> ▪ Clicks link but the Service URL is unavailable 	System Responses <ul style="list-style-type: none"> ▪ Standard internet message for URL not found

	<ul style="list-style-type: none"> Clicks link but the actor’s internet access has been temporarily disabled 	<ul style="list-style-type: none"> Standard internet message for connection not found
Includes: other use case id		
UI: Required/not required	Required	
Priority: Low/medium/high	High	
Frequency of Use: continuous / frequent/ medium/ less/ rare	Frequent	
Business Rules:	<ul style="list-style-type: none"> 	
Special Requirements:		

5.4.11 Harvesting

Scope: This activity enables the actor to access the application for Harvesting

Use Case ID:	UC_SAP_011
Use Case Name:	Application for Harvesting

Actors:	Farmer / Citizen	
Stake Holder:	Farmer / Citizen	
Description:	This service aims at taking the actor to the Harvesting section	
Trigger:	<ul style="list-style-type: none"> Actor clicks on State Agriculture Portal → Harvesting 	
Pre conditions:	<ul style="list-style-type: none"> Actor should have opened the State Agriculture Portal 	
Post conditions:	<ul style="list-style-type: none"> Application for Harvesting section should be loaded 	
Input:		
Output:		
Normal Flow:	<p>Actor Actions</p> <ul style="list-style-type: none"> Actor clicks on the “Harvesting” link on home page of SAP Actor chooses the option from the given list. 	<p>System Responses</p> <ul style="list-style-type: none"> Actor is redirected to “Harvesting” application and system presents following options: <ul style="list-style-type: none"> Nearest Procurement Points Godowns Transportation facilities available Transportation Charges Nearest markets Market wise rates Actor is redirected to the Information page of selected option.
Alternative Flow:	<ul style="list-style-type: none"> 	<ul style="list-style-type: none">
Exceptional Flow:	<p>Actor Actions</p> <ul style="list-style-type: none"> Clicks link but the Service URL is unavailable 	<p>System Responses</p> <ul style="list-style-type: none"> Standard internet message for URL not found

	<ul style="list-style-type: none"> Clicks link but the actor's internet access has been temporarily disabled 	<ul style="list-style-type: none"> Standard internet message for connection not found
Includes: Other use case id		
UI: required/not required	Required	
Priority: Low/medium/high	High	
Frequency of Use: continuous / frequent/ medium/ less/ rare	Frequent	
Business Rules:	<ul style="list-style-type: none"> 	
Special Requirements:		

5.4.12 Search

Scope: This activity enables the actor to access the Search Application

Use Case ID:	UC_SAP_012
Use Case Name:	Application for Search

Actors:	Farmer / Citizen	
Stake Holder:	Farmer / Citizen	
Description:	This service aims at taking the actor to application for Search	
Trigger:	<ul style="list-style-type: none"> Actor clicks on State Agriculture Portal → Search 	
Pre conditions:	<ul style="list-style-type: none"> Actor should have opened the State Agriculture Portal 	
Post conditions:	<ul style="list-style-type: none"> Application for Search section should be loaded 	
Input:		
Output:		
Normal Flow:	Actor Actions <ul style="list-style-type: none"> Actor submit the text in "Search Box" on home page of SAP and clicks on "Go" to search the same. 	System Responses <ul style="list-style-type: none"> Actor is redirected to search data.
Alternative Flow:	<ul style="list-style-type: none"> 	
Exceptional Flow:	Actor Actions <ul style="list-style-type: none"> Clicks link but the Service URL is unavailable Clicks link but the actor's internet access has been temporarily disabled 	System Responses <ul style="list-style-type: none"> Standard internet message for URL not found Standard internet message for connection not found
Includes: Other use case id		
UI: required/not required	Required	
Priority:	High	

Low/medium/high	
Frequency of Use: continuous / frequent/ medium/ less/ rare	Frequent
Business Rules:	▪
Special Requirements:	

5.4.13 Greivance Management

This activity enables the actor to access the Grievance Management Application

Use Case ID:	UC_SAP_013
Use Case Name:	Application for Grievance Management

Actors:	Farmer / Citizen / Industry User	
Stake Holder:	Farmer / Citizen / Industry User	
Description:	This service aims at taking the actor to application for grievance management	
Trigger:	▪ Actor clicks on State Agricultural Portal → Grievance Management	
Pre conditions:	▪ Actor should have opened the State Agricultural Portal	
Post conditions:	▪ Application for Grievance Management section should be loaded	
Input:		
Output:		
Normal Flow:	Actor Actions <ul style="list-style-type: none"> ▪ Actor clicks on the “Grievance Management” link on home page of SAP 	System Responses <ul style="list-style-type: none"> ▪ Actor is redirected to “Grievance Management” application
Alternative Flow:	▪	▪
Exceptional Flow:	Actor Actions <ul style="list-style-type: none"> ▪ Clicks link but the Service URL is unavailable ▪ Clicks link but the actor’s internet access has been temporarily disabled 	System Responses <ul style="list-style-type: none"> ▪ Standard internet message for URL not found ▪ Standard internet message for connection not found
Includes: other use case id		
UI: required/not required	Required	
Priority: Low/medium/high	High	
Frequency of Use: continuous / frequent/ medium/ less/ rare	Frequent	
Business Rules:	▪	
Special Requirements:		

5.4.13.1 New Grievance registered

Scope: This activity enables the actor to register a grievance

Use Case ID:	UC_SAP_014	
Use Case Name:	Entry of new grievance	
Actors:	Farmer / Citizen	
Stake Holder:	Farmer / Citizen	
Description:	This service enables the user to enter a grievance into the system	
Trigger:	<ul style="list-style-type: none"> ▪ Actor selects Grievance Redressal option on Home page 	
Pre conditions:	<ul style="list-style-type: none"> ▪ Actor should have opened the State Agricultural Portal ▪ Actor shall login into portal with valid user id and password. ▪ Users authorized to receive the grievance already listed/entered in system (based on user access) 	
Post conditions:	<ul style="list-style-type: none"> ▪ Grievance should be registered in the system and mail sent to actor and concerned authority for addressing the issue 	
Input:		
Output:		
Normal Flow:	<p>Actor Actions</p> <ul style="list-style-type: none"> ▪ Actor clicks on the “Grievances” link on State Agricultural Portal home page ▪ Actor is provided with following fields for information entry <ul style="list-style-type: none"> • Department (options of all relevant departments such as Agriculture, horticulture, floriculture etc is provided) • Section (options of all sections Seeds, Pesticides, Soil etc is provided) • Option for Others is provided • Grievance / Issue • Additional information <ul style="list-style-type: none"> • Name of actor (optional) • Mobile number (optional) • E-mail ID (optional) • Options to Submit, Exit provided • Actor selects submit option 	<p>System Responses</p> <ul style="list-style-type: none"> ▪ Actor is redirected to “Grievance Redressal” application ▪ On selection of Submit Information as entered by actor is registered in Database. ▪ Unique number assigned to the grievance for reference is displayed on screen for actor ▪ Mail /SMS sent to actor with receipt for grievance and details of grievance registered. Timelines for resolution of grievance also mentioned ▪ Mail is sent to concerned authority with details for grievance and timelines assigned
Alternative Flow:	<ul style="list-style-type: none"> ▪ Actor selects Exit option 	<ul style="list-style-type: none"> ▪ Actor is redirected to home page of State Agriculture Portal
Exceptional Flow:	<p>Actor Actions</p> <ul style="list-style-type: none"> ▪ Clicks link but the Service URL is unavailable ▪ Clicks link but the actor’s internet access has been temporarily disabled 	<p>System Responses</p> <ul style="list-style-type: none"> ▪ Standard internet message for URL not found ▪ Standard internet message for connection not found
Includes: other use case id		
UI:	Required	

required/not required	
Priority: Low/medium/high	High
Frequency of Use: continuous / frequent/ medium/ less/ rare	Frequent
Business Rules:	▪
Special Requirements:	

5.4.13.2 View Grievance and take action

Scope: This activity enables the actor to view grievance and take appropriate action

Use Case ID:	UC_SAP_015
Use Case Name:	Action for grievance

Actors:	Agricultural offices, Taluk ADA , District DDA and JDA	
Stake Holder:	Farmer / Citizen	
Description:	This service enables the user to take appropriate action for grievance.	
Trigger:	▪ Actor received mail for grievance	
Pre conditions:	<ul style="list-style-type: none"> ▪ Actor should have opened the State Agriculture Portal ▪ Actor shall login into portal with valid user id and password. ▪ Users authorized to receive the grievance already listed/entered in system receive it 	
Post conditions:	▪ Grievance should be directed to person responsible to address it	
Input:		
Output:		
Normal Flow:	<p>Actor Actions</p> <ul style="list-style-type: none"> ▪ Actor clicks on the “Grievances responsibility” link ▪ Actor is provided with following fields for information entry <ul style="list-style-type: none"> • Department (options of all relevant departments such as Agriculture, Horticulture, Floriculture etc is provided) • Section (options of all sections Seeds, Pesticides, Soil etc is provided) • Option for Others is provided • Grievance / Issue • Grievance reference number • Responsibility (option to select user from list) • Time frame (option to enter number of days provided) • Actor selects submit option 	<p>System Responses</p> <ul style="list-style-type: none"> ▪ Information as entered by actor is registered in Database. ▪ Mail /SMS sent to actor under “Responsibility” field with details of grievance registered. Timelines for resolution of grievance also mentioned ▪ Mail is sent to concerned authority
Alternative Flow:	▪ Actor selects Exit option	▪ Actor is redirected to home page of State Agriculture Portal
Exceptional Flow:	<p>Actor Actions</p> <ul style="list-style-type: none"> ▪ Clicks link but the Service URL is 	<p>System Responses</p> <ul style="list-style-type: none"> ▪ Standard internet message for URL

	unavailable <ul style="list-style-type: none"> ▪ Clicks link but the actor's internet access has been temporarily disabled 	not found <ul style="list-style-type: none"> ▪ Standard internet message for connection not found
Includes: other use case id		
UI: required/not required	Required	
Priority: Low/medium/high	High	
Frequency of Use: continuous / frequent/ medium/ less/ rare	Frequent	
Business Rules:	▪	
Special Requirements:		

5.4.13.3 Resolution of Grievance

Scope: This activity enables the actor to resolve the grievance

Use Case ID:	UC_SAP_016
Use Case Name:	Resolution of grievance

Actors:	Agriculture Officer, Taluk ADA, District DDA and JDA	
Stake Holder:	Farmer / Citizen	
Description:	This service enables the actor to provide resolution for grievance	
Trigger:	<ul style="list-style-type: none"> ▪ Mail received from concerned authority to address grievance 	
Pre conditions:	<ul style="list-style-type: none"> ▪ Actor should have opened the State Agriculture Portal ▪ Actor shall login into portal with valid user id and password. ▪ Users authorized to receive the grievance already listed/entered in system 	
Post conditions:	<ul style="list-style-type: none"> ▪ Grievance resolution should be updated in the system and mail will be sent to actor and concerned authority with resolution 	
Input:		
Output:		
Normal Flow:	Actor Actions <ul style="list-style-type: none"> ▪ Actor clicks on the "Grievances Resolution" link on Grievance Redressal application ▪ Actor is provided with following fields for information entry <ul style="list-style-type: none"> • Grievance / Issue • Grievance reference number • Resolution comments • Option to submit 	System Responses <ul style="list-style-type: none"> ▪ Information as entered by actor is registered in Database. ▪ Mail /SMS sent to actor with receipt for grievance and details of grievance resolution ▪ Mail/SMS is sent to user who registered grievance and concerned authority with details for grievance and resolution
Alternative Flow:	<ul style="list-style-type: none"> ▪ Actor selects Exit option 	<ul style="list-style-type: none"> ▪ Actor is redirected to home page of State Agriculture Portal
Exceptional Flow:	Actor Actions <ul style="list-style-type: none"> ▪ Clicks link but the Service URL is unavailable ▪ Clicks link but the actor's internet access has been 	System Responses <ul style="list-style-type: none"> ▪ Standard internet message for URL not found ▪ Standard internet message for connection not found

	temporarily disabled
Includes: other use case id	
UI: required/not required	Required
Priority: Low/medium/high	High
Frequency of Use: continuous / frequent/ medium/ less/ rare	Frequent
Business Rules:	▪
Special Requirements:	
Assumptions:	▪
Dependency:	mail id is required to be provided by actor while registering the grievance, for resolution to be received by mail Mobile number is required to be provided by actor while registering the grievance, for resolution alert to be received by SMS
Notes and Issues:	▪ .
Priority: Low/medium/high	High
Frequency of Use: Continuous/ frequent/ medium/ less/ rare	Frequent
Business Rules:	▪
Notes and Issues:	▪ .

5.4.13.4 Escalation of Grievance

Scope: This activity enables the actor to escalate a grievance

Use Case ID:	UC_SAP_017
Use Case Name:	Escalation grievance

Actors:	Farmer / Citizen	
Stake Holder:	Farmer / Citizen, concerned authority	
Description:	This service enables the user to escalate a grievance in the system	
Trigger:	▪ Actor selects Grievance Redressal option on Home page	
Pre conditions:	<ul style="list-style-type: none"> ▪ Actor should have opened the State Agricultural Portal ▪ Actor shall login into portal with valid user id and password. ▪ Users authorized to receive the grievance already listed/entered in system (for escalation) ▪ Grievance is registered in the system 	
Post conditions:	▪ Grievance will be registered in the system and mail will be sent to actor and concerned authority for addressing the issue post escalation	
Input:		
Output:		
Normal Flow:	Actor Actions <ul style="list-style-type: none"> ▪ Actor clicks on the “Grievances” link on State Agricultural Portal home page ▪ Actor selects “Grievance Escalation” option ▪ Actor is provided with following 	System Responses <ul style="list-style-type: none"> ▪ Actor is redirected to “Grievance Redressal” application ▪ This option is available only when resolution is provided ▪ Information as entered by actor is

	fields for information entry <ul style="list-style-type: none"> • Grievance / Issue (registered earlier) • Grievance Reference Number • Comments (to enter details for escalation) • Options to Submit, Exit provided • Actor selects submit option 	registered in Database. <ul style="list-style-type: none"> ▪ Mail /SMS sent to actor with receipt for grievance and details of grievance registered. Timelines for resolution of grievance also mentioned ▪ Mail is sent to concerned authority (for escalation)with details for grievance and timelines assigned
Alternative Flow:	<ul style="list-style-type: none"> ▪ Actor selects Exit option 	<ul style="list-style-type: none"> ▪ Actor is redirected to home page of State Agriculture Portal
Exceptional Flow:	Actor Actions <ul style="list-style-type: none"> ▪ Clicks link but the Service URL is unavailable ▪ Clicks link but the actor's internet access has been temporarily disabled 	System Responses <ul style="list-style-type: none"> ▪ Standard internet message for URL not found ▪ Standard internet message for connection not found
Includes: other use case id	Use cases for assigning responsibility and resolution to be used)	
UI: required/not required	Required	
Priority: Low/medium/high	High	
Frequency of Use: continuous / frequent/ medium/ less/ rare	Frequent	
Business Rules:	▪	
Special Requirements:		

5.4.14 Farmer's Corner

Scope: This activity enables the actor to access the Farmer's Corner application

Use Case ID:	UC_SAP_018
Use Case Name:	Farmer's Corner

Actors:	Farmer / Citizen	
Stake Holder:	Farmer / Citizen	
Description:	This service aims at taking the actor to the Farmer's Corner application	
Trigger:	<ul style="list-style-type: none"> ▪ Actor clicks on State Agriculture Portal → Farmer's Corner 	
Pre conditions:	<ul style="list-style-type: none"> ▪ Actor should have opened the State Agriculture Portal 	
Post conditions:	<ul style="list-style-type: none"> ▪ Farmer's Corner application shall open. 	
Input:		
Output:		
Normal Flow:	Actor Actions <ul style="list-style-type: none"> ▪ Actor clicks on the "Farmer's Corner" link on home page of SAP 	System Responses <ul style="list-style-type: none"> ▪ Actor is redirected to "Farmer's Corner" application
Alternative Flow:	<ul style="list-style-type: none"> ▪ 	<ul style="list-style-type: none"> ▪
Exceptional Flow:	Actor Actions <ul style="list-style-type: none"> ▪ Clicks link but the Service URL is 	System Responses <ul style="list-style-type: none"> ▪ Standard internet message for URL

	unavailable <ul style="list-style-type: none"> ▪ Clicks link but the actor's internet access has been temporarily disabled 	not found <ul style="list-style-type: none"> ▪ Standard internet message for connection not found
Includes: Other use case id		
UI: required/not required	Required	
Priority: Low/medium/high	High	
Frequency of Use: continuous / frequent/ medium/ less/ rare	Frequent	
Business Rules:	▪	
Special Requirements:		

5.4.14.1 Farmer Registration

Scope: This activity enables the actor to register as farmer and update the Farmers database

Use Case ID:	UC_SAP_019
Use Case Name:	Farmer Registration

Actors:	Farmer	
Stake Holder:	Farmer	
Description:	This service aims at registering the farmer and updating the Farmers Database	
Trigger:	<ul style="list-style-type: none"> ▪ Actor clicks on "Farmer Registration" link in home page 	
Pre conditions:	<ul style="list-style-type: none"> ▪ Actor should have opened the Farmer Registration application on SAP. 	
Post conditions:	<ul style="list-style-type: none"> ▪ Farmer's registration will be completed and Trigger mail sent to the Actor's mail id and database to be updated with farmer details. 	
Input:	1.Farmer's detail <ul style="list-style-type: none"> • Name (First Name, Middle Name, Last Name) • Address (State, District, Block, Village, Pin Code (Link with Post database)) • Phone - Landline • Mobile Number • E-mail Id • Farmer Type (Agricultural, Livestock, Fisherman) 	
Output:	<ul style="list-style-type: none"> ▪ Details as mentioned to be entered in database (respective tables) 	
Normal Flow:	<ul style="list-style-type: none"> ▪ Actor clicks on the "Farmer Registration" link on home portal 	System Responses <ul style="list-style-type: none"> ▪ Farmer basic details page is loaded with following fields. This is the minimum required information for farmer registration. <ul style="list-style-type: none"> • Name (First Name, Middle Name, Last Name) • Address (State, District, Block, Village, Pin Code (Link with Post database)) • Phone - Landline • Mobile Number • E-mail Id

	<ul style="list-style-type: none"> ▪ Actor fills the details and clicks on Submit ▪ Actor selects Yes ▪ Actor selects No 	<ul style="list-style-type: none"> • Farmer Type (Agricultural, Livestock, Fisherman) ▪ Actor is provided with option to update "Static Information" with Yes/No options. ▪ Actor is redirected to "Update Static Information" use case ▪ Actor is redirected to home page of portal
Alternative Flow:	▪	▪
Exceptional Flow:	Actor Actions <ul style="list-style-type: none"> ▪ Clicks link but the Service URL is unavailable ▪ Clicks link but the actor's internet access has been temporarily disabled 	System Responses <ul style="list-style-type: none"> ▪ Standard internet message for URL not found ▪ Standard internet message for connection not found
Includes: Other use case id		
UI: required/not required	Required	
Priority: Low/medium/high	High	
Frequency of Use: continuous / frequent/ medium/ less/ rare	Frequent	
Business Rules:	▪	
Special Requirements:		

5.4.14.2 Update Static Information for Farmer

Scope: This activity enables the actor to provide the static information required and update the Farmers database

Use Case ID:	UC_SAP_020
Use Case Name:	Update Static information

Actors:	Farmer				
Stake Holder:	Farmer				
Description:	This service aims at updating the Farmers Database				
Trigger:	<ul style="list-style-type: none"> ▪ Actor is redirected from UC_SAP_007 ▪ Actor logs into portal and clicks on "Update Profile" and clicks on "Static Information" 				
Pre conditions:	<ul style="list-style-type: none"> ▪ Actor should have opened the State Agriculture Portal and logged in with valid user id and password. 				
Post conditions:	<ul style="list-style-type: none"> ▪ Farmer's information shall be updated and Trigger mail sent to the Actor's mail id and database to be updated with farmer details 				
Input:					
Output:	<ul style="list-style-type: none"> ▪ Details as mentioned to be entered in database (respective tables) 				
Normal Flow:	<table border="0" style="width: 100%;"> <tr> <td style="width: 50%;">Actor Actions</td> <td style="width: 50%;">System Responses</td> </tr> <tr> <td> <ul style="list-style-type: none"> ▪ Logs in to Portal and clicks on </td> <td> <ul style="list-style-type: none"> ▪ Personal details page is loaded with </td> </tr> </table>	Actor Actions	System Responses	<ul style="list-style-type: none"> ▪ Logs in to Portal and clicks on 	<ul style="list-style-type: none"> ▪ Personal details page is loaded with
Actor Actions	System Responses				
<ul style="list-style-type: none"> ▪ Logs in to Portal and clicks on 	<ul style="list-style-type: none"> ▪ Personal details page is loaded with 				

	<p>“Static Information” This is the information required for Sum Total of Required data elements (LCM) for 360 degree view.</p> <ul style="list-style-type: none"> ▪ Farmer fills the personal details and clicks on Next. 	<p>following information fields</p> <ul style="list-style-type: none"> • Father’s name • Mother’s name • Gender • Age (Date of birth) • Marital status • Photo • Identification (Voter id, Ration Card, UID, Driving License, KCC No., NPR, Fishermen Biometric card etc.) • Personal Identification Mark • Educational Qualification <ul style="list-style-type: none"> ○ Illiterate/Literate ○ Non-Matric, Matric, Graduate, Post-Graduate, Diploma, Other ○ Field <ul style="list-style-type: none"> ▪ Family details page is loaded with following information fields <p>Family details</p> <ul style="list-style-type: none"> • No. of family members (Dependent) <ul style="list-style-type: none"> ○ Name(First Name, Middle Name, Last Name), ○ Gender ○ Relationship with farmer ○ Age ○ Educational qualification ○ Employment status, ○ If employed, then income, ○ Photo <p>(based on number of family members, the details for each family member is to be validated) (option to add/edit/delete)</p>
	<ul style="list-style-type: none"> ▪ Farmer fills the personal and family details and clicks on Next 	<ul style="list-style-type: none"> ▪ Farm details page is loaded with following information fields <p>Farm details</p> <ul style="list-style-type: none"> • Land Holding details (Khasra No., Rakba, Rin Pustika No., Survey/ subdivision number, Sub-Survey No. etc.) (Integration with Land Records) • Farm Size (In Bigha/ Acres/ Hectares/..) (Based on it automatic categorization as Landless Farmer(0 – 3 Bigha / 0 -

		<p>0.4 Hectares) , Marginal Farmer (3 – 7.5 Bigha / 0.4 – 1 Hectares), Small Farmer (7.5 – 15 Bighas / 1-2 Hectares) , Big Farmer (More than 15 Bighas / More than 2.0 Hectares)</p> <p>Soil type</p> <ul style="list-style-type: none"> • Land type - Irrigated/ Rainfed/ Dryland • Irrigation Infrastructure available on farm (Wells, tube wells, drip irrigation, etc.) • Type of Cultivation (Self / Lease / Share) • Man Power for Farming - Self / Hired Basis • Type of area • Area under nursery • Area under vegetable crops • Area under permanent crops • Area under progeny orchard • Planting materials • Tuber crops <p>Crop details</p> <ul style="list-style-type: none"> • Crops cycles • Crops grown <p>Livestock details</p> <ul style="list-style-type: none"> • Number of animals owned • Species, Animal, breed, age
	<ul style="list-style-type: none"> ▪ Farmer fills the details and clicks on Next 	<ul style="list-style-type: none"> ▪ Other details page is loaded with following information fields <p>Equipment details</p> <ul style="list-style-type: none"> • Name of equipment • Number • Make <p>(option to add/edit/delete)</p> <p>Source of agricultural Inputs</p> <ul style="list-style-type: none"> • Name and address of the dealer/agency (Seed, Fertilizers, Pesticides) <p>(option to add/edit/delete)</p> <p>Markets accessed for produce</p> <ul style="list-style-type: none"> • Name of the market and address <p>(option to add/edit/delete)</p>

	<ul style="list-style-type: none"> ▪ Farmer fills the details and clicks on Next 	<ul style="list-style-type: none"> ▪ Financial details page is loaded with following information fields Bank details (option to add/edit/delete) <ul style="list-style-type: none"> • Bank Name • MICR No • Branch Name and Code • Account Number • Loan as on Date • Kisan Credit Card Holder (Yes/No) Insurance details (option to add/edit/delete) <ul style="list-style-type: none"> • Name of the agency • Type of insurance • Insured on • Policy no • Date of maturity • Premium • Mode of payment Family Economical Status <ul style="list-style-type: none"> • APL/BPL/AAY (Antyodaya Anna Yojana) • Annual Income <ul style="list-style-type: none"> • From Farm • From Livestock • From Fisheries • From other activities (Specify) <p>(option to add/edit/delete)</p>
	<ul style="list-style-type: none"> ▪ Farmer fills the details and clicks on Next 	<ul style="list-style-type: none"> ▪ Others page is loaded with following information field Source of knowledge /Technical updating <ul style="list-style-type: none"> • State Agriculture Departments, KVK, SAU, ICAR, Helpline (toll free numbers), Meetings, Trainings/ Workshops, TV, Radio, SMS, Progressive Farmers, Extension Workers, etc. <p>(option to add/edit/delete)</p> Other <ul style="list-style-type: none"> • House (owned / rental) (pakka / kaccha) (option to add/edit/delete) • Size of house (Sq. meters/feet) (option to add/edit/delete) • Caste/ Category

		(SC/ST/BC/OBC/Gen) <ul style="list-style-type: none"> • Religion • Minority (Yes/No) • Membership in societies/ groups like PACS, Agricultural cooperatives, NGOs, SHGs etc. <ul style="list-style-type: none"> • Name of the agency • Address details • Membership number • Date of issue • Date of validity (option to add/edit/delete)
	<ul style="list-style-type: none"> ▪ Farmer fills the details and clicks on Submit 	<ul style="list-style-type: none"> ▪ Actor is redirected to the landing page in “Update details”
Alternative Flow:	Actor Actions <ul style="list-style-type: none"> ▪ Actor chooses to update the Dynamic information 	System Responses <ul style="list-style-type: none"> ▪ Actor is redirected to Dynamic Information use case accordingly
Exceptional Flow:	Actor Actions <ul style="list-style-type: none"> ▪ Clicks link but the Service URL is unavailable ▪ Clicks link but the actor’s internet access has been temporarily disabled 	System Responses <ul style="list-style-type: none"> ▪ Standard internet message for URL not found ▪ Standard internet message for connection not found
Includes: Other use case id		
UI: required/not required	Required	
Priority: Low/medium/high	High	
Frequency of Use: continuous / frequent/ medium/ less/ rare	Frequent	
Business Rules:	<ul style="list-style-type: none"> ▪ Static Information is a one-time activity. However, option to edit details should be provided. Also, wherever applicable, option to add/edit/delete to be provided 	
Special Requirements:		

5.4.14.3 Update Dynamic Information for farmer

Scope: This activity enables the actor to provide the dynamic information required and update the Farmers database

Use Case ID:	UC_SAP_021
Use Case Name:	Update Dynamic information

Actors:	Farmer
Stake Holder:	Farmer
Description:	This service aims at updating the Farmers Database
Trigger:	<ul style="list-style-type: none"> ▪ Actor is redirected from UC_SAP_008 ▪ Actor logs into portal and clicks on “Update Profile” and clicks on “Dynamic Information”

Pre conditions:	<ul style="list-style-type: none"> ▪ Actor should have opened the State Agricultural Portal and logged in with valid user id and password. 	
Post conditions:	<ul style="list-style-type: none"> ▪ Farmer's database shall be updated and Trigger mail sent to the Actor's mail id and database to be updated with farmer details 	
Input:		
Output:	Details as mentioned to be entered in database (respective tables)	
Normal Flow:	<p>Actor Actions</p> <ul style="list-style-type: none"> ▪ Logs in to Portal and clicks on "Update Information" and selects "Dynamic Information" <p>This information has to be updated every season.</p>	<p>System Responses</p> <ul style="list-style-type: none"> ▪ The page loads with following information fields ▪ Year (to be auto populated) ▪ Season (to be auto populated) <p>Inputs</p> <ul style="list-style-type: none"> ▪ Crop sown ▪ Area sown ▪ Variety used ▪ Seeds used ▪ Fertilizers used ▪ Pest occurrence and pesticides used ▪ Water sources used ▪ Labour ▪ Machinery used <p>Production, Income, Expenditure, Insurance</p> <ul style="list-style-type: none"> ▪ Crop wise production ▪ Crop wise income ▪ Expenditure ▪ Crop Insurance details <ul style="list-style-type: none"> ○ Name of the agency ○ Type of insurance ○ Insured on ○ Policy no ○ Date of maturity ○ Premium ○ Mode of payment <p>Marketing</p> <ul style="list-style-type: none"> ▪ Warehouse facility used ▪ Processing facilities used ▪ Markets
Alternative Flow:	<p>Actor Actions</p> <ul style="list-style-type: none"> ▪ Actor submits only partial information 	<p>System Responses</p> <ul style="list-style-type: none"> ▪ System should allow the actor to do so
Exceptional Flow:	<p>Actor Actions</p> <ul style="list-style-type: none"> ▪ Clicks link but the Service URL is unavailable ▪ Clicks link but the actor's internet access has been temporarily disabled 	<p>System Responses</p> <ul style="list-style-type: none"> ▪ Standard internet message for URL not found ▪ Standard internet message for connection not found

Includes: Other use case id	
UI: required/not required	Required
Priority: Low/medium/high	High
Frequency of Use: continuous / frequent/ medium/ less/ rare	Frequent
Business Rules:	<ul style="list-style-type: none"> ▪ Dynamic Information is repetitive activity every season. However, option to edit details should be provided.
Special Requirements:	

5.4.14.4 Mail/SMS sent to farmer to update season information

Scope: This activity enables the actor to provide the dynamic information required and update the Farmers database

Use Case ID:	UC_SAP_022
Use Case Name:	Reminder mail/SMS to farmer to update Information

Actors:	System	
Stake Holder:	Farmer	
Description:	This service aims to remind the updating of the Farmers Database	
Trigger:	<ul style="list-style-type: none"> ▪ Admin from Taluk/District office chooses to send reminder mail/SMS to farmers ▪ Mail/SMS sent to farmer requesting to update season information based on time set for trigger 	
Pre conditions:	<ul style="list-style-type: none"> ▪ Season duration specified ▪ Timeframe for updating of information specified ▪ System runs a check before sending mail. The system checks if information has been updated in the Database or not. If not, mail/SMS is sent to those farmers 	
Post conditions:	<ul style="list-style-type: none"> ▪ Trigger mail sent to all farmers who haven't updated the Dynamic Information for the season 	
Input:	<ul style="list-style-type: none"> ▪ 	
Output:	Details as mentioned to be entered in database (respective tables)	
Normal Flow:	Actor Actions	System Responses <ul style="list-style-type: none"> ▪ System checks if information is updated ▪ Lists all farmers whose information is yet to be updated ▪ Sends SMS/ mail in pre-decided format requesting farmers to update information ▪ Mail is also sent to concerned Taluk with list of farmers (Taluk-wise) intimating failure to update data
Alternative Flow:	Actor Actions <ul style="list-style-type: none"> ▪ 	System Responses <ul style="list-style-type: none"> ▪
Exceptional Flow:	Actor Actions <ul style="list-style-type: none"> ▪ Clicks link but the Service URL is unavailable 	System Responses <ul style="list-style-type: none"> ▪ Standard internet message for URL not found

	<ul style="list-style-type: none"> ▪ Clicks link but the actor's internet access has been temporarily disabled 	<ul style="list-style-type: none"> ▪ Standard internet message for connection not found
Includes: Other use case id		
UI: required/not required	Required	
Priority: Low/medium/high	High	
Frequency of Use: continuous / frequent/ medium/ less/ rare	Frequent	
Business Rules:	<ul style="list-style-type: none"> ▪ 	
Special Requirements:		

5.4.14.5 Registered Farmers List

Scope: This activity enables the actor to view the list of farmers registered with SAP

Use Case ID:	UC_ SAP_ 023
Use Case Name:	Farmers List

Actors:	Taluk/ District office admin (RSK Officer, Agricultural Officer, Taluk ADA, DDA, District JDA)	
Stake Holder:	Farmer, Taluk/ District office admin (RSK Officer, Agricultural Officer, Taluk ADA, DDA, District JDA)	
Description:	This service aims at providing the actor list of farmers who have registered with the State Agriculture Portal	
Trigger:	<ul style="list-style-type: none"> ▪ Actor clicks on "Farmer's Corner" → "Registered Farmers List" 	
Pre conditions:	<ul style="list-style-type: none"> ▪ Actor shall log in into the portal with the valid user id and password and should have access to view the list 	
Post conditions:	<ul style="list-style-type: none"> ▪ Actor shall be presented with the farmer list. 	
Input:	<ul style="list-style-type: none"> ▪ 	
Output:		
Normal Flow:	<p>Actor Actions</p> <ul style="list-style-type: none"> ▪ Actor logs into the portal and selects "Registered Farmers List" ▪ Option to filter the list with following filters <ul style="list-style-type: none"> • District • Taluk • Block ▪ Actor selects "Static Information" ▪ Actor Selects "Dynamic Information" 	<p>System Responses</p> <ul style="list-style-type: none"> ▪ List is displayed with basic details of farmer ▪ List is displayed with basic details of farmer based on filter options selected by actor ▪ List of farmers with their static information is displayed ▪ List of farmers with their dynamic information is displayed
Alternative Flow:	<p>Actor Actions</p> <ul style="list-style-type: none"> ▪ Actor Selects "Dynamic Info Status Update" ▪ Actor clicks on "Send Reminder Mail" 	<p>System Responses</p> <ul style="list-style-type: none"> ▪ List of farmers with dynamic information and status is updated ▪ UC_SAP_010 is invoked
Exceptional Flow:	Actor Actions	System Responses

	<ul style="list-style-type: none"> ▪ Clicks link but the Service URL is unavailable ▪ Clicks link but the actor's internet access has been temporarily disabled 	<ul style="list-style-type: none"> ▪ Standard internet message for URL not found ▪ Standard internet message for connection not found
Includes: other use case id	UC_SAP_010	
UI: Required/not required	Required	
Priority: Low/medium/high	High	
Frequency of Use: continuous / frequent/ medium/ less/ rare	Frequent	
Business Rules:	▪	
Special Requirements:		

5.4.14.6 Related Links

Scope: This activity enables the actor to view the links/websites related to Department of Agriculture

Use Case ID:	UC_SAP_024
Use Case Name:	Related Websites List

Actors:	Farmer / Citizen	
Stake Holder:	Farmer / Citizen	
Description:	This service aims at providing the actor list of websites related to Department of Agriculture	
Trigger:	▪ Actor clicks on State Agriculture Portal → "Related Links"	
Pre conditions:	▪ Actor should have access to the State Agriculture Portal.	
Post conditions:	▪ Related links should be displayed	
Input:	▪	
Output:		
Normal Flow:	<p>Actor Actions</p> <ul style="list-style-type: none"> ▪ Actor logs into the portal and selects "Related Website" ▪ Actor clicks on "BAU Agriculture University ePortal" ▪ Actor clicks on "BAU Agriculture University Portal" ▪ Actor clicks on "Soil Conservation" ▪ Actor clicks on "SAMETI" ▪ Actor clicks on "DACNET" ▪ Actor clicks on "Jharkhand 	<p>System Responses</p> <ul style="list-style-type: none"> ▪ Related websites list is displayed ▪ http://www.bau-eagriculture.com/ opens in new window ▪ http://www.baujharkhand.org opens in new window ▪ http://www.jharkhandsoil.gov.in/ opens in a new window ▪ https://www.sameti.org opens in a new window ▪ http://dacnet.nic.in/ opens in a new window

	<p>Official Website”</p> <ul style="list-style-type: none"> ▪ Actor clicks on “Fisheries Department” ▪ Actor clicks on “State Agriculture Marketing Department” ▪ Actor clicks on “Horticulture Department” ▪ Actor clicks on “ATMA” 	<ul style="list-style-type: none"> ▪ http://www.jharkhand.gov.in opens in a new window ▪ http://www.jharfish.com opens in a new window ▪ http://www.jsamb.nic.in in a new window ▪ http://www.nhmjharkhand.org in a new window ▪ System will display following links: <ul style="list-style-type: none"> • www.atmadumka.org • www.atmajamtara.org • www.atmagarhwa.org • www.atmabokaro.org • www.atmadhanbad.org • www.atmakoderma.org • www.atmagiridih.org • www.atmalohardaga.org • www.atmagumla.org <p>Actor will redirect as per clicks on the given links.</p>
Alternative Flow:	Actor Actions	System Responses
Exceptional Flow:	<ul style="list-style-type: none"> ▪ Clicks link but the Service URL is unavailable ▪ Clicks link but the actor’s internet access has been temporarily disabled 	<ul style="list-style-type: none"> ▪ Standard internet message for URL not found ▪ Standard internet message for connection not found
Includes: other use case id		
UI: required/not required	Required	
Priority: Low/medium/high	High	
Frequency of Use: continuous / frequent/ medium/ less/ rare	Frequent	
Business Rules:	▪	
Special Requirements:		

5.4.15 Industry Corner

Scope: This activity enables the actor to access the application for Industry Corner

Use Case ID:	UC_SAP_025
Use Case Name:	Industry Corner

Actors:	Farmer / Citizen
Stake Holder:	Farmer / Citizen

Description:	This service aims at taking the actor to the information of Industry Corner in Jharkhand.	
Trigger:	▪ Actor click on State Agriculture Portal → Industry Corner	
Pre conditions:	▪ Actor should have opened the State Agriculture Portal.	
Post conditions:	▪ Industry Corner application shall open.	
Input:		
Output:		
Normal Flow:	Actor Actions <ul style="list-style-type: none"> ▪ Actor clicks on the “Industry Corner” 	System Responses <ul style="list-style-type: none"> ▪ System displays Information useful for Industry in Agricultural Sector in Jharkhand State.
Alternative Flow:	▪	
Exceptional Flow:	Actor Actions <ul style="list-style-type: none"> ▪ Clicks link but the Service URL is unavailable ▪ Clicks link but the actor’s internet access has been temporarily disabled 	System Responses <ul style="list-style-type: none"> ▪ Standard internet message for URL not found ▪ Standard internet message for connection not found
Includes: Other use case id		
UI: Required/not required	Required	
Priority: Low/medium/high	Low	
Frequency of Use: continuous / frequent/ medium/ less/ rare	Medium	
Business Rules:	▪	
Special Requirements:		

5.4.16 National Farmer’s Database

Scope: This activity enables the actor to access the application for National Farmer’s Database

Use Case ID:	UC_SAP_026
Use Case Name:	National Farmer’s Database

Actors:	Farmer / Citizen	
Stake Holder:	Farmer / Citizen	
Description:	This service aims at taking the actor to the information of National Farmer’s Database	
Trigger:	▪ Actor click on State Agriculture Portal → National Farmer’s Database	
Pre conditions:	▪ Actor should have opened the State Agriculture Portal.	
Post conditions:	▪ National Farmer’s Database application shall open.	
Input:		
Output:		
Normal Flow:	Actor Actions <ul style="list-style-type: none"> ▪ Actor clicks on the “National Farmer’s Database” 	System Responses <ul style="list-style-type: none"> ▪ System displays Information of National Farmer’s Database.
Alternative Flow:	▪	
Exceptional Flow:	Actor Actions <ul style="list-style-type: none"> ▪ Clicks link but the Service URL is unavailable 	System Responses <ul style="list-style-type: none"> ▪ Standard internet message for URL not found

	<ul style="list-style-type: none"> ▪ Clicks link but the actor's internet access has been temporarily disabled 	<ul style="list-style-type: none"> ▪ Standard internet message for connection not found
Includes: Other use case id		
UI: Required/not required	Required	
Priority: Low/medium/high	Low	
Frequency of Use: continuous / frequent/ medium/ less/ rare	Medium	
Business Rules:	<ul style="list-style-type: none"> ▪ 	
Special Requirements:		

5.4.17 Expert Advisory

Scope: This activity enables the actor to access the Expert Advisory Application

Use Case ID:	UC_SAP_027
Use Case Name:	Application for Expert Advisory

Actors:	Farmer / Citizen	
Stake Holder:	Farmer / Citizen	
Description:	This service aims at taking the actor to application for Expert Advisory	
Trigger:	<ul style="list-style-type: none"> ▪ Actor clicks on State Agriculture Portal → Expert Advisory 	
Pre conditions:	<ul style="list-style-type: none"> ▪ Actor should have opened the State Agriculture Portal ▪ Actor shall login into portal with valid user id and password. 	
Post conditions:	<ul style="list-style-type: none"> ▪ Application for Expert Advisory section will be loaded 	
Input:		
Output:		
Normal Flow:	Actor Actions <ul style="list-style-type: none"> ▪ Actor clicks on the "Expert Advisory" link on home page of SAP 	System Responses <ul style="list-style-type: none"> ▪ Actor is redirected to "Expert Advisory" application
Alternative Flow:	<ul style="list-style-type: none"> ▪ 	<ul style="list-style-type: none"> ▪
Exceptional Flow:	Actor Actions <ul style="list-style-type: none"> ▪ Clicks link but the Service URL is unavailable ▪ Clicks link but the actor's internet access has been temporarily disabled 	System Responses <ul style="list-style-type: none"> ▪ Standard internet message for URL not found ▪ Standard internet message for connection not found
Includes: other use case id		
UI: required/not required	Required	
Priority: Low/medium/high	High	
Frequency of Use: continuous / frequent/ medium/ less/ rare	Frequent	
Business Rules:	<ul style="list-style-type: none"> ▪ 	
Special Requirements:		

5.4.17.1 Add New Query

Overview: The System provides a provision to the actor to Add a New Query, if he/she doesn't found the answer of his/her query available in the existing FAQ list on the SAP Portal/Service/Sub Service.

Use Case ID:	UC_SAP_028
Use Case Name:	Add New Query

Actors:	Primary Actor Farmer/Citizen who wishes to raise any query to get advice of the subject matter expert.	
Stake Holder:	Farmer/Citizen	
Description:	This use case allows actor to Add New query on specific service/sub service.	
Trigger:	The actor selects the option available State Agricultural Portal →View FAQ List->Add New Query.	
Pre conditions:	Actor is viewing the service/ sub service home page. Or SAP user is logged in to the Portal and viewing the any Service/Sub service home page.	
Post conditions:	<ol style="list-style-type: none"> 1. Submitted Query will be forwarded to the subject matter expert for acceptance/rejection. 2. The Status of the submitted query will be reflected as "Submit" on the Service Home Page and the SAP. 3. As the actor submit query, it would also be sent to the registered subject matter expert of the selected FAQ Category. 4. A System generated reference number against the submitted query will be sent to the actor's registered mobile number in local language. 5. Using this reference number, the actor can view the status of the submitted query on the Portal/ Service home page. 	
Input:	SAP service/sub service name FAQ category name Query text Mobile number E-mail ID Other address details Captcha	
Output:	The query will be forwarded to the subject matter expert for acceptance/rejection.	
Normal Flow:	Actor Actions <ul style="list-style-type: none"> ▪ Actor chooses to Add New Query. 	Systems Responses <ol style="list-style-type: none"> 1. System captures the following mandatory parameters to add a Query : <ol style="list-style-type: none"> a. SAP Service/ Sub Service name – this field is auto displayed by the system as the Service/sub service through which the actor has browsed the Add query link. b. FAQ Category Name - Actor selects the suitable FAQ category name from the drop box list. c. Query text – Actor enters the text of his query/question. d. Mobile Number- Actor specifies

	<p>Actor would fill all the above fields and submits the data.</p> <p>Actor selects District in the Location Area Level,</p> <p>Actor selects Tahsil in the Location Area Level,</p> <p>Actor selects Block in the Location Area Level,</p> <p>Actor selects Panchayat in the Location Area Level,</p>	<p>the registered mobile number on which he/she wants to receive the status of the submitted query.</p> <p>e. Email id - Actor specifies the email address on which the reply needs to be sent. Email would be the optional field.</p> <p>f. Location Area level -The System prompts the actor to select the location area from which he/she belongs i.e. District/Tahsil/Block/ Panchayat/Village/ Khasra No.</p> <p>g. District – Actor selects the district name from the drop box list wherein he/she is currently located.</p> <p>h. Tahsil-</p> <ul style="list-style-type: none"> • System prompts the actor to select the district name from the drop down enlisting all the districts of the State. • The System prompts the actor to select the Tahsil name from the drop box list wherein he/she is currently located. <p>i. Block:</p> <ul style="list-style-type: none"> • System prompts the actor to select the district name from the drop down enlisting all the districts of the State. • The System prompts the actor to select the Tahsil name from the drop box list listing Tahsils of the specified block. All the Tahsils of the selected district will be displayed for selection • The System prompts the actor to select the block name from the drop down enlisting all the blocks of the selected Tahsil. <p>j. Panchayat:</p> <ul style="list-style-type: none"> • System prompts the actor to select the district name from the drop down enlisting all
--	--------------------------------------------------------------------------------------------------------------------------------------------------------------------------------------------------------------------------------------------------------------------------------------------------------	----------------------------------------------------------------------------------------------------------------------------------------------------------------------------------------------------------------------------------------------------------------------------------------------------------------------------------------------------------------------------------------------------------------------------------------------------------------------------------------------------------------------------------------------------------------------------------------------------------------------------------------------------------------------------------------------------------------------------------------------------------------------------------------------------------------------------------------------------------------------------------------------------------------------------------------------------------------------------------------------------------------------------------------------------------------------------------------------------------------------------------------------------------------------------------------------------------------------------------------------------------------------------------------------------------------------------------------------------------------------------------------------------------------------------------------------------------------------------------------------------------------------------------------------------------------

	<p>Captcha word.</p> <p>Actor fills all the above fields and submits the details.</p>	<p>required to specify the Captcha image being shown on the screen in the available text box.</p> <p>System responds with the message “FAQ Category was successfully submitted/ added in the system.”</p> <p>System responds with the message “Your Query has been successfully submitted.”</p>
Alternative Flow:	None	
Exceptional Flow:	<p>Actor attempts to submit without selecting the ‘FAQ Category’</p> <p>Actor attempts to submit without entering the ‘Query text’</p> <p>Actor attempts to submit without entering the ‘Mobile Number’</p> <p>Actor attempts to submit without selecting the ‘Location Area Level’</p> <p>Actor attempts to submit without selecting the ‘District /Tahsil /Block /Panchayat/ Village’</p> <p>Actor attempts to submit without specifying Khasra No. if the selected Location Area Level is Village.</p>	<p>System displays the message “Please select the FAQ category”</p> <p>System displays the message “Please enter Query”</p> <p>System displays the message “Please specify the mobile number”.</p> <p>System displays the message “Please select location area level”</p> <p>System displays the message “Please select District /Tahsil / Block/ Panchayat/ Village”</p> <p>The System displays the message, “Please specify the Khasra No.”</p>
Includes: other use case id		
UI: required/not required	Required	
Priority: Low/medium/high	Medium	
Frequency of Use: continuous / frequent/ medium/ less/ rare	Medium	
Business Rules:	<ol style="list-style-type: none"> FAQ Category drop box would be populated on the basis of the SAP Service/sub service name being browsed by the actor while adding the query. Refer Add FAQ Category use case. Query should be routed to the respective Subject Matter Expert of the Service/Sub Service for answering. While FAQ manager of SAP portal should be able to answer the query of any SAP Service/Sub Service. Actor should be able to choose more than one query at a time to answer. This would be done for providing a single answer to similar type of queries available in the query list. For actor as a Farmer/Citizen, Add Query option should be available on all pages of Service/Sub Service or SAP as global link. 	

	6. Actor should be able to add query in any of the unicode supported languages.
Special Requirements:	None
Assumptions:	None
Dependency:	<u>Extends</u> None <u>Is Extended By</u> None <u>Uses</u> <u>SAP/Service/Sub Service Home Page</u> Login (for SAP registered User)
Notes and Issues:	None

5.4.17.2 Query Acceptance and Expert Advice

Scope: The expert advisory process relates to the advice sought by the farmers directly with subject matter experts at the state and national level, with regards to their queries on cropping lifecycle.

Use Case ID:	UC_SAP_029
Use Case Name:	Query Acceptance and Expert Advice

Actors:	Primary Actor Subject Matter Expert and authorized to give advices against the raised queries
Stake Holder:	Farmers/Citizen
Description:	This use case will provide a provision to the actor to give advice for the received queries.
Trigger:	The actor selects the option available State Agriculture Portal->Transactions and Work Flow->Query Acceptance and Expert Advice
Pre conditions:	<ol style="list-style-type: none"> 1. The actor must be registered on the SAP and logged in 2. There must be at least one query available in his/her expert advisory system.
Post conditions:	<ul style="list-style-type: none"> • If the actor accepts the queries, the queries would be reflected in his expert advice system to give response/advice. • The status of the accepted or rejected queries will be reflected on the SAP/Service home page. • As the actor accepts or rejects the query, system triggers an SMS to the registered mobile number of the stakeholder against the generated reference number. • If the actor doesn't respond to the query within stipulated time, it will be forwarded to the next level expert advice. • The saved answers of the experts will be stored in the database and would be available for publishing these to the actor with the assigned privileges (Director for Verification and Conformance.) • Saved answers would be available for modification/deletion. • Published answers would be added in the FAQ List and displayed on the home page of the SAP/Service and an SMS will be sent to the stakeholder's registered mobile number.

	<ul style="list-style-type: none"> System should capture the User id of the actor forwarding the query along with date and time of forwarding the query. In case query is forwarded by the actor, the query should be moved to the Answer Query list of the specified SME for answering. And the Query is removed from the actor’s Answer Query list and moved to that of forwarded SME. The replied queries should also be removed from that SME and should be carrying forward to the “Responded Query list”. 	
Input:	<ul style="list-style-type: none"> One or Multiple Query Acceptance/Rejection. Adding responses/advices. 	
Output:	The provided advices will be added to the FAQ Answer list and would be available to the stakeholder to view on the SAP/Service home page.	
Normal Flow:	<p>Actor Actions</p> <p>1) The actor clicks on the option “Accept/Reject Query”.</p> <ul style="list-style-type: none"> If the actor finds query relevant to his/her subject If the actor finds query irrelevant to his/her subject. If the actor finds relevant to any other Subject of the same Service/Sub service. <p>Once the Selected queries get accepted by the actor,</p> <p>Once the Selected queries get rejected by the actor,</p>	<p>System Responses</p> <p>System displays the list of queries FAQ category wise as available to him/her for acceptance and advice.</p> <p>He/ She may accept the Query</p> <p>He/ She may reject the Query.</p> <p>He/ She may forward it to the relevant Subject Matter Expert.</p> <p>These will be reflected to the actor to give responses under option. Expert Advice</p> <p>The rejected queries will be discarded from the Expert Advice interface and would be displayed in the “Rejected Queries” link.</p>
	<p>The actor gives advices against the selected queries-</p> <p>Actor chooses to Answer Query</p>	<ol style="list-style-type: none"> Actor may either choose to Answer Query or Forward Query. System captures the following mandatory parameters in read only mode as specified by the stakeholder in the add a Query use case : <ol style="list-style-type: none"> SAP Service/Sub Service name – System displays the Service/Sub Service name. FAQ Category Name - System displays the FAQ category name.

	<p>Actor clicks on the “FAQ Answer” link to add the query answer in the ‘FAQ Answer Text’.</p> <p>Actor saves the data</p> <p>Actor clicks on the Publish button</p>	<ul style="list-style-type: none"> c. Query text – System displays the query text. d. Location Area Level - System displays the selected District /Tahsil/Block/Panchayat /Village. e. Mobile Number f. Email id – System displays the email id Answer – actor enters the answer to the query <p>System responds with the message “Query was successfully answered and added to the FAQ list”</p> <p>The given responses would be confirmed and added on the FAQ list.</p>
<p>Alternative Flow:</p>	<p>Alternative Flow 1:</p> <p>Actor chooses to Forward Query while giving Advice in Step 1.</p>	<ul style="list-style-type: none"> 1. System displays the options available for forwarding the query as ‘Forward to’. Actor can select any one of the options mentioned below: <ul style="list-style-type: none"> a. Central Level – In case actor selects Central level, system displays the name(s) and user ids of all users who have been assigned the role of Subject Matter Expert for the FAQ/Subject Category at Central Level. Actor then selects the specific Centre SME from the drop box. b. State Level - In case actor selects State level, system captures the State name from the actor. And displays the name(s) and user ids of all users who have been assigned the role of SME for the specified FAQ Category/ Subject in the selected State, Actor then selects the specific State SME from the drop box. c. District Level - In case actor selects District level, system further captures the State name and then District Name from the actor. And displays the name(s) and user ids of all users who have been assigned the role of SME for

	<p>Actor enters remarks and click Forward link.</p> <p>Alternative Flow 2:</p> <p>Actor doesn't respond to the query within stipulated time of its submission.</p> <p>Actor enters the Remarks and submits.</p>	<p>the specified FAQ/Subject in the selected District, Actor then selects the specific District SME from the drop box.</p> <p>System responds with the message "Query was forwarded successfully."</p> <p>The System will automatically forward it to the next higher level of SME for give responses.</p> <p>System displays a message," Response has been submitted successfully."</p>
Exceptional Flow:	None	
Includes: other use case id		
UI: required/not required	Required	
Priority: Low/medium/high	High	
Frequency of Use: continuous / frequent/ medium/ less/ rare	Medium	
Business Rules:	<ol style="list-style-type: none"> 1. Query is available to the respective SME of Service/Sub service FAQ Category for answering as per the SAP Service/Sub service name. 2. FAQ manager of SAP portal would be able to answer the query of any Service/Sub service. 3. Once answered, query should be removed from the list and forwarded to the View FAQ List. 4. The query should be answered in the language of the query only. 5. A query can be forwarded by the actor as many times as required by him/her. 6. The role SME would be available at all levels – Centre, State and District. 7. The Centre SME, State SME and District SME drop box list would be populated only with respect to the service/ sub service name of the query raised. 8. Forwarded Query should be removed from the actor's Answer Query list and moved to another SME (to whom the query was forwarded by the actor). 9. In case actor is answering a Forwarded Query, he/she should be able to view following additional 'Forward details' on the query as (in Read only mode): 	

	<ul style="list-style-type: none"> • Forward Remarks – Remarks entered by the actor while query was forwarded by him/her. • User id – User id of the actor who has forwarded this query. • Role (Centre SME/State SME /District SME) – Level/role by whom the query was forwarded. • State (in case Role is State SME) • District (in case District SME) • Date and Time – Date and Time when query was forwarded. <p>10. There would be as many ‘Forward Details’ visible to the actor while answering as many times the Query was forwarded before assigning to him/her.</p> <p>11. All the unanswered Queries would be auto archived after Time Frequency for 30 days (configurable parameter at SAP level).</p> <p>12. While all the archived queries would be auto deleted after the Duration of 60 days (configurable parameter at SAP level).</p>	
<p>Exceptions:</p>	<p>No Query available in the system for answering:</p> <p>Actor attempts to submit without entering the ‘Answer’:</p> <p>Actor attempts to Forward to Centre level while no users exists under Centre SME role:</p> <p>Actor attempts to Forward to State level while no users exists under State SME role:</p> <p>Actor attempts to Forward to District level while no users exists under District SME role:</p>	<p>System displays the message as “No Query Available.”</p> <p>System displays the message “Please enter Answer”</p> <p>System displays the message “No Centre SME is available in the system.”</p> <p>System displays the message “No State SME is available in the system.”</p> <p>System displays the message “No District SME is available in the system.”</p>
<p>Special Requirements:</p>	<p>None</p>	
<p>Assumptions:</p>	<ol style="list-style-type: none"> a. The actor is registered either on SAP and access the application/service through single sign on. b. Hardware like computer/laptop system and network connection is available to the actor. c. The actor is having a valid mobile number. d. Actor is having an internet banking access, debit card and credit card 	
<p>Dependency:</p>	<p><u>Extends</u></p> <p>View Manage FAQ page</p> <p><u>Is Extended By</u></p> <p><u>None</u></p> <p><u>Uses</u></p> <p>Login</p>	
<p>Notes and Issues:</p>	<p>None</p>	

5.4.18 Knowledge Management

Scope: This activity enables the actor to access the application for Knowledge Management

Use Case ID:	UC_SAP_030	
Use Case Name:	Knowledge Management	
Actors:	Farmer / Citizen	
Stake Holder:	Farmer / Citizen	
Description:	This service aims at taking the actor to the Knowledge Management application	
Trigger:	▪ Actor click on State Agricultural Portal → Knowledge Management	
Pre conditions:	▪ Actor should have opened the State Agricultural Portal	
Post conditions:	▪ Knowledge Management application shall open.	
Input:		
Output:		
Normal Flow:	Actor Actions <ul style="list-style-type: none"> ▪ Actor clicks on the “Knowledge Management” 	System Responses <ul style="list-style-type: none"> ▪ System displays Information of Knowledge Management.
Alternative Flow:	▪	▪
Exceptional Flow:	Actor Actions <ul style="list-style-type: none"> ▪ Clicks link but the Service URL is unavailable ▪ Clicks link but the actor’s internet access has been temporarily disabled 	System Responses <ul style="list-style-type: none"> ▪ Standard internet message for URL not found ▪ Standard internet message for connection not found
Includes: Other use case id		
UI: Required/not required	Required	
Priority: Low/medium/high	Low	
Frequency of Use: continuous / frequent/ medium/ less/ rare	Medium	
Business Rules:	▪	
Special Requirements:		

5.4.19 Visual Training Material

Scope: This activity enables the actor to access the application for Visual Training Material

Use Case ID:	UC_SAP_031
Use Case Name:	Visual Training Material
Actors:	Farmer/ Citizen
Stake Holder:	Farmer/ Citizen
Description:	This service is used to provide the information about the visual training material.
Trigger:	Actor clicks on State Agriculture Portal Home Page → Visual Training Material
Pre Condition:	Actor should have opened the State Agriculture Portal.
Post Condition:	Application of Visual Training Material should be loaded.
Input:	
Output:	

Normal Flow:	Actor Action: <ul style="list-style-type: none"> • Actor clicks on the Visual Training Material 	System Response: <ul style="list-style-type: none"> • Actor is redirected to “Visual Material Training”.
Alternative Flow:		
Exceptional Flow:	Actor Actions <ul style="list-style-type: none"> • Clicks link but the Service URL is unavailable • Clicks link but the actor’s internet access has been temporarily disabled 	System Responses <ul style="list-style-type: none"> • Standard internet message for URL not found • Standard internet message for connection not found
Includes: Other use case id		
UI: required/not required	Required	
Priority: Low/medium/high	High	
Frequency of Use: continuous / frequent/ medium/ less/ rare	Frequent	
Business Rules:		
Special Requirements:		

5.4.20 Apply Online

Scope: This activity enables the actor to access the application for Apply Online

Use Case ID:	UC_SAP_032
Use Case Name:	Apply Online

Actors:	Farmer / Citizen	
Stake Holder:	Farmer / Citizen	
Description:	This service aims at taking the actor to the Apply Online application	
Trigger:	<ul style="list-style-type: none"> ▪ Actor click on State Agricultural Portal → Apply Online 	
Pre conditions:	<ul style="list-style-type: none"> ▪ Actor should have opened the State Agricultural Portal 	
Post conditions:	<ul style="list-style-type: none"> ▪ Apply Online application shall open. 	
Input:		
Output:		
Normal Flow:	Actor Actions <ul style="list-style-type: none"> ▪ Actor clicks on the “Apply Online” 	System Responses <ul style="list-style-type: none"> ▪ System opens Apply Online page. List of applications that can be submitted online under various services is displayed. ▪ User is taken to selected application
Alternative Flow:	<ul style="list-style-type: none"> ▪ 	<ul style="list-style-type: none"> ▪
Exceptional Flow:	Actor Actions <ul style="list-style-type: none"> ▪ Clicks link but the Service URL is unavailable ▪ Clicks link but the actor’s internet access has been temporarily disabled 	System Responses <ul style="list-style-type: none"> ▪ Standard internet message for URL not found ▪ Standard internet message for connection not found

Includes: Other use case id	
UI: Required/not required	Required
Priority: Low/medium/high	Low
Frequency of Use: continuous / frequent/ medium/ less/ rare	Medium
Business Rules:	▪
Special Requirements:	

5.4.21 Download Forms

Scope: This activity enables the actor to download forms

Use Case ID:	UC_SAP_033
Use Case Name:	Application to download forms

Actors:	Farmer / Citizen	
Stake Holder:	Farmer / Citizen	
Description:	This service enables the actor to download forms	
Trigger:	▪ Actor clicks on State Agricultural Portal → Download Forms	
Pre conditions:	▪ Actor should have opened the State Agricultural Portal	
Post conditions:	▪ List of forms with download option should be loaded	
Input:		
Output:		
Normal Flow:	Actor Actions <ul style="list-style-type: none"> ▪ Actor clicks on the “Download forms” link on home page of SAP 	System Responses <ul style="list-style-type: none"> ▪ Actor is redirected to page with list of forms with download option
Alternative Flow:	▪	▪
Exceptional Flow:	Actor Actions <ul style="list-style-type: none"> ▪ Clicks link but the Service URL is unavailable ▪ Clicks link but the actor’s internet access has been temporarily disabled 	System Responses <ul style="list-style-type: none"> ▪ Standard internet message for URL not found ▪ Standard internet message for connection not found
Includes: other use case id		
UI: required/not required	Required	
Priority: Low/medium/high	High	
Frequency of Use: continuous / frequent/ medium/ less/ rare	Frequent	
Business Rules:	▪	
Special Requirements:		

5.4.22 Seeds Section

Scope: This activity enables the actor to access the Seed application

Use Case ID:	UC_SAP_034	
Use Case Name:	Link to Seed application	
Actors:	Farmer / Citizen	
Stake Holder:	Farmer / Citizen	
Description:	This service aims at taking the actor to the Seed application	
Trigger:	<ul style="list-style-type: none"> ▪ Actor clicks on State Agriculture Portal → Seeds Section 	
Pre conditions:	<ul style="list-style-type: none"> ▪ Actor should have opened the State Agriculture Portal and accessed the Seed application 	
Post conditions:	<ul style="list-style-type: none"> ▪ Seed Section application shall open. 	
Input:		
Output:		
Normal Flow:	Actor Actions <ul style="list-style-type: none"> ▪ Actor clicks on the “Seed Section” link on home page of Department of Agriculture 	System Responses <ul style="list-style-type: none"> ▪ Actor is redirected to “Seed Section” application
Alternative Flow:	<ul style="list-style-type: none"> ▪ Actor clicks on the “Fertilizer Section” link on home page of SAP ▪ Actor clicks on the “Pesticide Section” link on home page of SAP ▪ Actor clicks on the “Soil Health Section” link on home page of SAP 	<ul style="list-style-type: none"> ▪ Actor is redirected to “Fertilizer Section” application ▪ Actor is redirected to “Pesticides Section” application ▪ Actor is redirected to “Soil Health Section” application
Exceptional Flow:	Actor Actions <ul style="list-style-type: none"> ▪ Clicks link but the Service URL is unavailable ▪ Clicks link but the actor’s internet access has been temporarily disabled 	System Responses <ul style="list-style-type: none"> ▪ Standard internet message for URL not found ▪ Standard internet message for connection not found
Includes: other use case id		
UI: required/not required	Required	
Priority: Low/medium/high	High	
Frequency of Use: continuous / frequent/ medium/ less/ rare	Frequent	
Business Rules:	<ul style="list-style-type: none"> ▪ 	
Special Requirements:		

5.4.22.1 Dealer Network

Scope: This activity enables the actor to view the list of dealers/distributors for seeds

Use Case ID:	UC_SAP_035
Use Case Name:	Dealers List

Actors:	Farmer / Citizen	
Stake Holder:	Citizens / Farmers	
Description:	This service aims at providing list of dealers for seeds	
Trigger:	<ul style="list-style-type: none"> ▪ Actor clicks on Seeds Section → Dealer Network 	
Pre conditions:	<ul style="list-style-type: none"> ▪ Actor's User ID shall be created. ▪ Actor's relevant roles shall be created. ▪ Actor has access in SAP to perform an operation. 	
Post conditions:	<ul style="list-style-type: none"> ▪ Dealers list should be displayed 	
Input:	<ul style="list-style-type: none"> ▪ 	
Output:		
Normal Flow:	<p>Actor Actions</p> <ul style="list-style-type: none"> ▪ Actor clicks on "Dealer / Distributor Outlets" 	<p>System Responses</p> <ul style="list-style-type: none"> ▪ List with following fields is displayed <ul style="list-style-type: none"> ○ District ○ Taluk ○ Block ○ Product Category ○ Dealer Name ○ Office Address ○ Phone Number 1 ○ Phone Number 2 ○ E-mail ○ License Number ○ License Validity
Alternative Flow:	<p>Actor Actions</p> <ul style="list-style-type: none"> ▪ Filter options to be provided <ul style="list-style-type: none"> • District • Taluk • Block • Product category • Dealer name (Few characters as well) 	<p>System Responses</p> <ul style="list-style-type: none"> ▪ List with same fields is displayed but with filters as selected
Exceptional Flow:	<p>Actor Actions</p> <ul style="list-style-type: none"> ▪ Clicks link but the Service URL is unavailable ▪ Clicks link but the actor's internet access has been temporarily disabled 	<p>System Responses</p> <ul style="list-style-type: none"> ▪ Standard internet message for URL not found ▪ Standard internet message for connection not found
Includes: other use case id		
UI: required/not required	Required	
Priority: Low/medium/high	High	

Frequency of Use: continuous / frequent/ medium/ less/ rare	Frequent
Business Rules:	▪
Notes and Issues:	▪ .

5.4.22.2 Seed Stock and Pricing Information

Scope: *This activity enables the actor to view the seed stock and pricing information.*

Use Case ID:	UC_SAP_036
Use Case Name:	Seed Stock & Pricing Information

Actors:	Farmer / Citizen	
Stake Holder:	Citizens / Farmers	
Description:	This service aims at providing the actor with prices and stock for seeds	
Trigger:	▪ Actor clicks on “Seeds Section → Seed Stock and Pricing information”	
Pre conditions:	▪ Actor should have portal window active	
Post conditions:	▪ Stock and Price list for seeds to be displayed	
Input:	▪	
Output:		
Normal Flow:	<p>Actor Actions</p> <ul style="list-style-type: none"> ▪ Actor clicks on “Pricing and Availability” 	<p>System Responses</p> <ul style="list-style-type: none"> ▪ List with following fields is displayed <ul style="list-style-type: none"> ○ Dealer name ○ Crop ○ Product category ○ Price / quantity ○ Stock available ○ District ○ Taluk ○ Block <p>Hyper link to dealer to be provided. When clicked, it should display the information about the dealer</p>
Alternative Flow:	<p>Actor Actions</p> <ul style="list-style-type: none"> ▪ Filter options to be provided <ul style="list-style-type: none"> ● District ● Taluk ● Block ● Product category ● Dealer 	<p>System Responses</p> <ul style="list-style-type: none"> ▪ List with same fields is displayed but with filters as selected
Exceptional Flow:	<p>Actor Actions</p> <ul style="list-style-type: none"> ▪ Clicks link but the Service URL is unavailable ▪ Clicks link but the actor’s internet access has been temporarily disabled 	<p>System Responses</p> <ul style="list-style-type: none"> ▪ Standard internet message for URL not found ▪ Standard internet message for connection not found
Includes: other use case id		
UI: required/not required	Required	

Priority: Low/medium/high	High
Frequency of Use: continuous / frequent/ medium/ less/ rare	Frequent
Business Rules:	▪
Special Requirements:	

5.4.22.3 Information on Seeds/ Seed varieties

Scope: This activity enables the actor to view information on Seeds/ Seed varieties

Use Case ID:	UC_SAP_037
Use Case Name:	Information on Seeds/ Seed Varieties

Actors:	Farmer / Citizen	
Stake Holder:	Citizens / Farmers	
Description:	This service aims at providing the actor Information on Seeds/ Seed Varieties	
Trigger:	▪ Actor clicks on “Seeds Section → Information on Seeds/ Seed Varieties”	
Pre conditions:	▪ Actor should have portal window active	
Post conditions:	▪ Information on Seeds/ Seed Varieties page should be displayed to actor	
Input:	▪	
Output:		
Normal Flow:	Actor Actions Actor accesses the portal and clicks on “Information on Seeds/ Seed Varieties”	System Responses ○ System should display the information of Seeds Varieties.
Alternative Flow:	Actor Actions ▪ Filter options to be provided <ul style="list-style-type: none"> • District • Taluk • Crops 	System Responses ▪ List with same fields is displayed but with filters as selected
Exceptional Flow:	Actor Actions ▪ Clicks link but the Service URL is unavailable ▪ Clicks link but the actor’s internet access has been temporarily disabled	System Responses ▪ Standard internet message for URL not found ▪ Standard internet message for connection not found
Includes: other use case id		
UI: required/not required	Required	
Priority: Low/medium/high	High	
Frequency of Use: continuous / frequent/ medium/ less/ rare	Frequent	
Business Rules:	▪	
Special Requirements:		

5.4.22.4 Area Wise Recommendations

Scope: This activity enables the actor to view area wise recommendations

Use Case ID:	UC_SAP_038	
Use Case Name:	Area wise recommendation	
Actors:	Farmer / Citizen	
Stake Holder:	Citizens / Farmers	
Description:	This service aims at providing the actor with recommendations for the area	
Trigger:	<ul style="list-style-type: none"> ▪ Actor clicks on “Seeds Section → Area wise recommendation” 	
Pre conditions:	<ul style="list-style-type: none"> ▪ Actor should have portal window active 	
Post conditions:	<ul style="list-style-type: none"> ▪ Area wise recommendation page should be displayed to actor 	
Input:	<ul style="list-style-type: none"> ▪ 	
Output:		
Normal Flow:	<p>Actor Actions</p> <ul style="list-style-type: none"> ▪ Actor accesses the portal and clicks on “Area Wise Recommendation” 	<p>System Responses</p> <ul style="list-style-type: none"> ▪ List with following fields is displayed <ul style="list-style-type: none"> ○ District ○ Taluk ○ Crops grown ○ Seeds ○ Specified quantity / defined area (Ex - Kg/hectare) ○ Supplier
Alternative Flow:	<p>Actor Actions</p> <ul style="list-style-type: none"> ▪ Filter options to be provided <ul style="list-style-type: none"> • District • Taluk • Crops 	<p>System Responses</p> <ul style="list-style-type: none"> ▪ List with same fields is displayed but with filters as selected
Exceptional Flow:	<p>Actor Actions</p> <ul style="list-style-type: none"> ▪ Clicks link but the Service URL is unavailable ▪ Clicks link but the actor’s internet access has been temporarily disabled 	<p>System Responses</p> <ul style="list-style-type: none"> ▪ Standard internet message for URL not found ▪ Standard internet message for connection not found
Includes: other use case id		
UI: required/not required	Required	
Priority: Low/medium/high	High	
Frequency of Use: continuous / frequent/ medium/ less/ rare	Frequent	
Business Rules:	<ul style="list-style-type: none"> ▪ 	
Special Requirements:		

5.4.22.5 Registration / Licensing for Seeds

Scope: This activity enables the actor to register as dealer for Seeds and apply for license

Use Case ID:	UC_SAP_039
Use Case Name:	Registration / License for seeds

Actors:	Dealer	
Stake Holder:	Dealer	
Description:	This service enables the actor to register and apply for licenses	
Trigger:	<ul style="list-style-type: none"> ▪ Actor clicks on “Seeds Section → Registration / License” 	
Pre conditions:	<ul style="list-style-type: none"> ▪ Actor shall log in and Actor should have portal window active 	
Post conditions:	<ul style="list-style-type: none"> ▪ Actor shall be Redirected to Registration / Licensing functionality 	
Input:	<ul style="list-style-type: none"> ▪ 	
Output:		
Normal Flow:	Actor Actions <ul style="list-style-type: none"> ▪ Actor clicks on “Registration/ License” 	System Responses <ul style="list-style-type: none"> ▪ Actor is redirected to the Registration / License Functionality (Service 1 SRS)
Alternative Flow:	Actor Actions <ul style="list-style-type: none"> ▪ 	System Responses <ul style="list-style-type: none"> ▪
Exceptional Flow:	Actor Actions <ul style="list-style-type: none"> ▪ Clicks link but the Service URL is unavailable ▪ Clicks link but the actor’s internet access has been temporarily disabled 	System Responses <ul style="list-style-type: none"> ▪ Standard internet message for URL not found ▪ Standard internet message for connection not found
Includes: other use case id	Use Case for Registration/Licenses in Service 1 SRS	
UI: required/not required	Required	
Priority: Low/medium/high	High	
Frequency of Use: continuous / frequent/ medium/ less/ rare	Frequent	
Business Rules:	<ul style="list-style-type: none"> ▪ 	
Special Requirements:		

5.4.22.6 Seed Testing Laboratories

Scope: This activity enables the actor to view list of Seed Testing Laboratories

Use Case ID:	UC_SAP_040
Use Case Name:	List of Seed Testing Laboratories

Actors:	Farmer / Citizen
Stake Holder:	Farmer / Citizen
Description:	This service enables the actor to provide the details of seed testing laboratories.
Trigger:	<ul style="list-style-type: none"> ▪ Actor clicks on “Seeds Section → Seed Testing Laboratories”
Pre conditions:	<ul style="list-style-type: none"> ▪ Actor should have portal window active
Post conditions:	<ul style="list-style-type: none"> ▪ List of Seed Testing Laboratories should be displayed
Input:	<ul style="list-style-type: none"> ▪

Output:		
Normal Flow:	Actor Actions <ul style="list-style-type: none"> ▪ Actor clicks on “Seed Testing Laboratories” 	System Responses <ul style="list-style-type: none"> ▪ List of Seed Testing Laboratories is displayed <ul style="list-style-type: none"> • Lab Name • Address • Contact Person • Contact Number • E-mail
Alternative Flow:	Actor Actions <ul style="list-style-type: none"> ▪ 	System Responses <ul style="list-style-type: none"> ▪
Exceptional Flow:	Actor Actions <ul style="list-style-type: none"> ▪ Clicks link but the Service URL is unavailable ▪ Clicks link but the actor’s internet access has been temporarily disabled 	System Responses <ul style="list-style-type: none"> ▪ Standard internet message for URL not found ▪ Standard internet message for connection not found
Includes: other use case id		
UI: required/not required	Required	
Priority: Low/medium/high	High	
Frequency of Use: continuous / frequent/ medium/ less/ rare	Frequent	
Business Rules:	▪	
Special Requirements:		

5.4.22.7 Seed Certification Application

Scope: *This activity enables the actor to access the Seed Certification application*

Use Case ID:	UC_SAP_041
Use Case Name:	Seed Certification Application

Actors:	Seed Grower	
Stake Holder:	Seed Grower	
Description:	This service aims to provide the seed certification to seed grower.	
Trigger:	<ul style="list-style-type: none"> ▪ Actor clicks on “Seeds Section → Seed Certification” 	
Pre conditions:	<ul style="list-style-type: none"> ▪ Actor shall log in and Actor should have portal window active 	
Post conditions:	<ul style="list-style-type: none"> ▪ Actor shall navigate to Seed Certification Application 	
Input:	▪	
Output:		
Normal Flow:	Actor Actions <ul style="list-style-type: none"> ▪ Actor clicks on “Seed Certification” 	System Responses <ul style="list-style-type: none"> ▪ Actor is redirected to the Seed Certification Application
Alternative Flow:	Actor Actions <ul style="list-style-type: none"> ▪ 	System Responses <ul style="list-style-type: none"> ▪
Exceptional Flow:	Actor Actions <ul style="list-style-type: none"> ▪ Clicks link but the Service URL is unavailable ▪ Clicks link but the actor’s 	System Responses <ul style="list-style-type: none"> ▪ Standard internet message for URL not found ▪ Standard internet message for

	internet access has been temporarily disabled	connection not found
Includes: other use case id		
UI: required/not required	Required	
Priority: Low/medium/high	High	
Frequency of Use: continuous / frequent/ medium/ less/ rare	Frequent	
Business Rules:	▪	
Special Requirements:		

5.4.22.8 Related Websites

Scope: This activity enables the actor to view the links/websites related to Seed section

Use Case ID:	UC_SAP_042
Use Case Name:	Related Websites List

Actors:	Farmer / Citizen	
Stake Holder:	Farmer / Citizen	
Description:	This service aims at providing the actor the list of websites related to Seeds Section	
Trigger:	▪ Actor clicks on “Seeds Section” → “Related Websites”	
Pre conditions:	▪ Actor should have State Agriculture Portal open in web browser.	
Post conditions:	▪ Related websites should be displayed	
Input:	▪	
Output:		
Normal Flow:	Actor Actions <ul style="list-style-type: none"> ▪ Actor logs into the portal and selects “Related Website” ▪ Actor clicks on “Seednet Portal” 	System Responses <ul style="list-style-type: none"> ▪ Related websites list is displayed ▪ http://seednet.gov.in/ opens in new window
Alternative Flow:	Actor Actions <ul style="list-style-type: none"> ▪ 	System Responses <ul style="list-style-type: none"> ▪
Exceptional Flow:	Actor Actions <ul style="list-style-type: none"> ▪ Clicks link but the Service URL is unavailable ▪ Clicks link but the actor’s internet access has been temporarily disabled 	System Responses <ul style="list-style-type: none"> ▪ Standard internet message for URL not found ▪ Standard internet message for connection not found
Includes: other use case id		
UI: required/not required	Required	
Priority: Low/medium/high	High	
Frequency of Use: continuous / frequent/ medium/ less/ rare	Frequent	
Business Rules:	▪	
Special Requirements:		

5.4.23 Pesticides Section

Scope: This activity enables the actor to access the Pesticides application.

Use Case ID:	UC_SAP_043	
Use Case Name:	Link to Pesticides application	
Actors:	Farmer / Citizen	
Stake Holder:	Farmer / Citizen	
Description:	This service aims at taking the actor to the Pesticides application	
Trigger:	<ul style="list-style-type: none"> ▪ Actor clicks on State Agriculture Portal → Pesticides Section 	
Pre conditions:	<ul style="list-style-type: none"> ▪ Actor should have opened the State Agriculture Portal and accessed the Pesticide Section. 	
Post conditions:	<ul style="list-style-type: none"> ▪ Pesticides Section application shall open. 	
Input:		
Output:		
Normal Flow:	Actor Actions <ul style="list-style-type: none"> ▪ Actor clicks on the “Pesticides Section” link on home page of SAP 	System Responses <ul style="list-style-type: none"> ▪ Actor is redirected to “Pesticides Section” application
Alternative Flow:	<ul style="list-style-type: none"> ▪ Actor clicks on the “Seed Section” link on home page of SAP ▪ Actor clicks on the “Fertilizer Section” link on home page of SAP ▪ Actor clicks on the “Soil Health Section” link on home page of SAP 	<ul style="list-style-type: none"> ▪ Actor is redirected to “Seed Section” application ▪ Actor is redirected to “Fertilizer Section” application ▪ Actor is redirected to “Soil Health Section” application
Exceptional Flow:	Actor Actions <ul style="list-style-type: none"> ▪ Clicks link but the Service URL is unavailable ▪ Clicks link but the actor’s internet access has been temporarily disabled 	System Responses <ul style="list-style-type: none"> ▪ Standard internet message for URL not found ▪ Standard internet message for connection not found
Includes: other use case id		
UI: required/not required	Required	
Priority: Low/medium/high	High	
Frequency of Use: continuous / frequent/ medium/ less/ rare	Frequent	
Business Rules:	<ul style="list-style-type: none"> ▪ 	
Special Requirements:		

5.4.23.1 Dealer Network

Scope: This activity enables the actor to view the list of dealers/distributors for pesticides

Use Case ID:	UC_SAP_044	
Use Case Name:	Dealers Network	
Actors:	Farmer / Citizen	
Stake Holder:	Citizens / Farmers	
Description:	This service aims at providing the actor with list of dealers for pesticides	
Trigger:	<ul style="list-style-type: none"> ▪ Actor clicks on “Pesticides Section → Dealer Network” 	
Pre conditions:	<ul style="list-style-type: none"> ▪ Actor user id and password shall be created. ▪ Actor relevant roles shall be created. ▪ Actor shall have access right to application. 	
Post conditions:	Dealers list should be displayed	
Input:	<ul style="list-style-type: none"> ▪ 	
Output:		
Normal Flow:	<p>Actor Actions</p> <ul style="list-style-type: none"> ▪ Actor clicks on “Dealer List” 	<p>System Responses</p> <ul style="list-style-type: none"> ▪ List with following fields is displayed <ul style="list-style-type: none"> ○ District ○ Taluk ○ Block ○ Product Category ○ Brand Names ○ Dealer Name ○ Office Address ○ Phone Number 1 ○ Phone Number 2 ○ E-mail ○ License Number ○ License Validity
Alternative Flow:	<p>Actor Actions</p> <ul style="list-style-type: none"> ▪ Filter options to be provided <ul style="list-style-type: none"> ● District ● Taluk ● Block ● Product Category ● Brand Name ● Dealer name 	<p>System Responses</p> <ul style="list-style-type: none"> ▪ List with same fields is displayed but with filters as selected
Exceptional Flow:	<p>Actor Actions</p> <ul style="list-style-type: none"> ▪ Clicks link but the Service URL is unavailable ▪ Clicks link but the actor’s internet access has been temporarily disabled 	<p>System Responses</p> <ul style="list-style-type: none"> ▪ Standard internet message for URL not found ▪ Standard internet message for connection not found
Includes: other use case id		
UI: required/not required	Required	
Priority: Low/medium/high	High	
Frequency of Use: continuous / frequent/	Frequent	

medium/ less/ rare	
Business Rules:	▪
Special Requirements:	

5.4.23.2 Pricing And Availability

Scope: This activity enables the actor to view the prices for pesticides

Use Case ID:	UC_SAP_045
Use Case Name:	Price List

Actors:	Farmer / Citizen	
Stake Holder:	Citizens / Farmers	
Description:	This service aims at providing the actor with prices for pesticides	
Trigger:	▪ Actor clicks on “Pesticides Section → Pricing information”	
Pre conditions:	▪ Actor should have portal window active	
Post conditions:	▪ Price list for pesticides should be displayed	
Input:	▪	
Output:		
Normal Flow:	<p>Actor Actions</p> <ul style="list-style-type: none"> ▪ Actor clicks on “Pricing Information” 	<p>System Responses</p> <ul style="list-style-type: none"> ▪ List with following fields is displayed <ul style="list-style-type: none"> ○ Dealer name ○ Crops ○ Product category ○ Brand names ○ Price / quantity ○ Available stock ○ District ○ Taluk ○ Block <p>Hyper link to dealer to be provided. When clicked, it should display the information about the dealer</p>
Alternative Flow:	<p>Actor Actions</p> <ul style="list-style-type: none"> ▪ Filter options to be provided <ul style="list-style-type: none"> ● District ● Taluk ● Block ● Product category ● Brand name ● Dealer name 	<p>System Responses</p> <ul style="list-style-type: none"> ▪ List with same fields is displayed but with filters as selected
Exceptional Flow:	<p>Actor Actions</p> <ul style="list-style-type: none"> ▪ Clicks link but the Service URL is unavailable ▪ Clicks link but the actor’s internet access has been temporarily disabled 	<p>System Responses</p> <ul style="list-style-type: none"> ▪ Standard internet message for URL not found ▪ Standard internet message for connection not found
Includes: other use case id		
UI: required/not required	Required	

Priority: Low/medium/high	High
Frequency of Use: continuous / frequent/ medium/ less/ rare	Frequent
Business Rules:	▪
Special Requirements:	

5.4.23.3 Package of Practices

Scope: This activity enables the actor to view area wise recommendations for pesticides to be used

Use Case ID:	UC_ SAP_046
Use Case Name:	Recommendation for Package of Practices of Pesticides

Actors:	Farmer / Citizen	
Stake Holder:	Citizens / Farmers	
Description:	This service aims at providing the actor with recommendation of Package of Practice	
Trigger:	▪ Actor clicks on “Pesticides Section → Package of Practice”	
Pre conditions:	▪ Actor should have portal window active	
Post conditions:	▪ Package of Practices page should be displayed to actor	
Input:	▪	
Output:		
Normal Flow:	Actor Actions <ul style="list-style-type: none"> ▪ Actor accesses the portal and clicks on “Package of Practices” 	System Responses <ul style="list-style-type: none"> ▪ List with following Option displayed to the actor: <ul style="list-style-type: none"> ○ IPM Package of Practices ○ List of registered, banned, restricted pesticide for use ○ List of Pesticide - rejected registration ○ List of Pesticide restricted for Use In India ○ List of designated inspectors for quality control ○ List of Pathogens/ Pests/ Disease/ Nematode/ Weed/ Disorder ○ Pest Category
Alternative Flow:	▪ None	
Exceptional Flow:	Actor Actions <ul style="list-style-type: none"> ▪ Clicks link but the Service URL is unavailable ▪ Clicks link but the actor’s internet access has been temporarily disabled 	System Responses <ul style="list-style-type: none"> ▪ Standard internet message for URL not found ▪ Standard internet message for connection not found
Includes: other use case id		
UI: required/not required	Required	

Priority: Low/medium/high	High
Frequency of Use: continuous / frequent/ medium/ less/ rare	Frequent
Business Rules:	▪
Special Requirements:	

5.4.23.4 IPM Package

Scope: This activity enables the actor to view IPM packages of Practices

Use Case ID:	UC_SAP_047
Use Case Name:	Recommendations for IPM Package of Pesticides

Actors:	Farmer / Citizen	
Stake Holder:	Citizens / Farmers	
Description:	This service aims at providing the actor with recommendation of IPM Package	
Trigger:	<ul style="list-style-type: none"> ▪ Actor clicks on “Pesticides Section → Package Of Practice → IPM Package” 	
Pre conditions:	<ul style="list-style-type: none"> ▪ Actor should have portal window active 	
Post conditions:	<ul style="list-style-type: none"> ▪ IPM packages shall be displayed to actor 	
Input:	<ul style="list-style-type: none"> ▪ Crop Name, Weed/Insect/ Disease Name or Photo 	
Output:	IPM Package	
Normal Flow:	<p>Actor Actions</p> <ul style="list-style-type: none"> ▪ Actor accesses the portal and clicks on “ Package of Practices/IPM Package of Practices” ▪ Actor clicks the submit after the selecting option: 	<p>System Responses</p> <ul style="list-style-type: none"> ▪ List with following displayed to the actor: <ul style="list-style-type: none"> ○ Weed Control ○ Insect Control ○ Disease Control ▪ List with following displayed to the actor: <ul style="list-style-type: none"> ○ Crop Name ○ Insect Name or ○ Insect Photo or ○ Identification by Damage ▪ System displays the details of IPM Package <ul style="list-style-type: none"> ○ Crop Name ○ Insect Pest of National Significance ○ Insect Pest of Regional Significance ○ Scientific Name ○ Local Name ○ Insect Description ○ Symptom ○ Photo ○ Time and ETL ○ Culture Management ○ Chemical Control <ul style="list-style-type: none"> ▪ Pesticide Name

		<ul style="list-style-type: none"> ▪ Toxicity ▪ Direction of Use ▪ Precaution ▪ Antidote ▪ Recommended Use <ul style="list-style-type: none"> • Doses per Hec. Area • Time of Apply • Waiting Period ○ Bio Control ○ Mechanical Control
Alternative Flow:	Actor Actions <ul style="list-style-type: none"> ▪ Filter options to be provided <ul style="list-style-type: none"> • Crops • Weed/ Insect/ Disease Name 	System Responses <ul style="list-style-type: none"> ▪ List with same fields is displayed but with filters as selected
Exceptional Flow:	Actor Actions <ul style="list-style-type: none"> ▪ Clicks link but the Service URL is unavailable ▪ Clicks link but the actor's internet access has been temporarily disabled 	System Responses <ul style="list-style-type: none"> ▪ Standard internet message for URL not found ▪ Standard internet message for connection not found
Includes: other use case id		
UI: required/not required	Required	
Priority: Low/medium/high	High	
Frequency of Use: continuous / frequent/ medium/ less/ rare	Frequent	
Business Rules:	▪	
Special Requirements:		

5.4.23.5 List

Scope: *This activity enables the actor to view various lists of pesticides, pests, etc.*

Use Case ID:	UC_SAP_048
Use Case Name:	List of Registered, Banned, restricted, refused, inspector, Pathogens/ Pests/ Disease/ Nematode/ Weed/ Disorder, Pest Category

Actors:	Farmer / Citizen
Stake Holder:	Citizens / Farmers
Description:	This service aims at providing the actor list of Registered, Banned, Restricted, Refused pesticides, Inspector, Pathogens/ Pests/ Disease/ Nematode/ Weed/ Disorder, Pest Category
Trigger:	▪ Actor clicks on "Pesticides Section → Package of Practice → List
Pre conditions:	▪ Actor should have portal window active
Post conditions:	▪ Pesticide List should be displayed to actor
Input:	▪
Output:	

Normal Flow:	<p>Actor Actions</p> <ul style="list-style-type: none"> ▪ Actor accesses the portal and clicks on “Package Of Practice→ List” ▪ Actor accesses the portal and clicks on “Package of Practice-> List of registered, banned, restricted, Pesticide for Use” ▪ Actor accesses the portal and clicks on “Package of Practice-> List of Pesticide rejected registration” ▪ Actor accesses the portal and clicks on “Package of Practice->List of Pesticide Restricted for Use in India.” ▪ Actor accesses the portal and clicks on “Package of Practice-> List of designated Inspectors for Quality Control.” ▪ Actor accesses the portal and clicks on “Package of Practice-> List of Pathogens/ Pests/ Disease/ Nematode/ Weed/ Disorder” ▪ Actor accesses the portal and clicks on “Package of Practice-> Pest Category” 	<p>System Responses</p> <ul style="list-style-type: none"> ▪ List with following Option displayed to the actor: <ul style="list-style-type: none"> ○ List of registered, banned, restricted pesticide for use ○ List of Pesticide - rejected registration ○ List of Pesticide restricted for use In India ○ List of designated inspectors for quality control ○ List of Pathogens/ Pests/ Disease/ Nematode/ Weed/ Disorder ○ Pest Category ▪ Displays the List of registered, banned, restricted Pesticide for use. ▪ Displays the List of Pesticide rejected registration. ▪ Displays the List of Pesticide restricted for Use in India ▪ Displays the List of designated Inspectors for Quality Control ▪ Displays the List of Pathogens/ Pests/ Disease/ Nematode/ Weed/ Disorder ▪ Displays the List of Pest Category
Alternative Flow:	<ul style="list-style-type: none"> ▪ None 	
Exceptional Flow:	<p>Actor Actions</p> <ul style="list-style-type: none"> ▪ Clicks link but the Service URL is unavailable ▪ Clicks link but the actor’s internet access has been temporarily disabled 	<p>System Responses</p> <ul style="list-style-type: none"> ▪ Standard internet message for URL not found ▪ Standard internet message for connection not found
Includes: other use case id		
UI: required/not required	Required	
Priority:	High	

Low/medium/high	
Frequency of Use: continuous / frequent/ medium/ less/ rare	Frequent
Business Rules:	▪
Special Requirements:	

5.4.23.6 Registration / Licensing

Scope: This activity enables the actor to apply for registration / licensing as dealer / manufacturer for pesticides

Use Case ID:	UC_SAP_049
Use Case Name:	Registration / License for pesticides

Actors:	Farmer / Dealer	
Stake Holder:	Farmer / Dealer	
Description:	This service enables the actor to register and apply for licenses	
Trigger:	▪ Actor clicks on “Pesticide Section → Registration / License”	
Pre conditions:	▪ Actor shall log in and Actor should have portal window active	
Post conditions:	▪ Redirected to Registration / Licensing functionality	
Input:	▪	
Output:		
Normal Flow:	Actor Actions <ul style="list-style-type: none"> ▪ Actor clicks on “Registration/ License” 	System Responses <ul style="list-style-type: none"> ▪ Actor is redirected to the Registration / License Functionality (service 1 SRS)
Alternative Flow:	Actor Actions <ul style="list-style-type: none"> ▪ 	System Responses <ul style="list-style-type: none"> ▪
Exceptional Flow:	Actor Actions <ul style="list-style-type: none"> ▪ Clicks link but the Service URL is unavailable ▪ Clicks link but the actor’s internet access has been temporarily disabled 	System Responses <ul style="list-style-type: none"> ▪ Standard internet message for URL not found ▪ Standard internet message for connection not found
Includes: other use case id	Use Case for Registration/Licenses in Service 1 SRS	
UI: required/not required	Required	
Priority: Low/medium/high	High	
Frequency of Use: continuous / frequent/ medium/ less/ rare	Frequent	
Business Rules:	▪	
Special Requirements:		

5.4.23.7 Pesticide Testing Laboratories

Scope: This activity enables the actor to view list of Pesticide Testing Laboratories

Use Case ID:	UC_SAP_050
Use Case Name:	List of Pesticide Testing Laboratories

Actors:	Farmer / Dealer	
Stake Holder:	Farmer / Dealer	
Description:	This service enables the actor to provide the list of pesticide testing laboratories.	
Trigger:	<ul style="list-style-type: none"> ▪ Actor clicks on “Pesticides Section → Pesticides Testing Laboratories” 	
Pre conditions:	<ul style="list-style-type: none"> ▪ Actor should have portal window active 	
Post conditions:	<ul style="list-style-type: none"> ▪ List of Pesticide Testing Laboratories should be displayed to the actor. 	
Input:	<ul style="list-style-type: none"> ▪ 	
Output:		
Normal Flow:	Actor Actions <ul style="list-style-type: none"> ▪ Actor clicks on “Pesticides Testing Laboratories” 	System Responses <ul style="list-style-type: none"> ▪ List of Pesticides Testing Laboratories is displayed <ul style="list-style-type: none"> • Lab Name • Address • E-mail • Contact Person • Contact Name
Alternative Flow:	Actor Actions <ul style="list-style-type: none"> ▪ 	System Responses <ul style="list-style-type: none"> ▪
Exceptional Flow:	Actor Actions <ul style="list-style-type: none"> ▪ Clicks link but the Service URL is unavailable ▪ Clicks link but the actor’s internet access has been temporarily disabled 	System Responses <ul style="list-style-type: none"> ▪ Standard internet message for URL not found ▪ Standard internet message for connection not found
Includes: other use case id		
UI: required/not required	Required	
Priority: Low/medium/high	High	
Frequency of Use: continuous / frequent/ medium/ less/ rare	Frequent	
Business Rules:	<ul style="list-style-type: none"> ▪ 	
Special Requirements:		

5.4.23.8 Related Websites

Scope: This activity enables the actor to view the links/websites related to Pesticide section

Use Case ID:	UC_SAP_051
Use Case Name:	Related Websites List

Actors:	Farmer / Citizen
Stake Holder:	Farmer / Citizen
Description:	This service aims at providing the actor the list of websites related to Pesticide section
Trigger:	<ul style="list-style-type: none"> ▪ Actor clicks on “Pesticide Section” → “Related Websites”
Pre conditions:	<ul style="list-style-type: none"> ▪ Actor should have State Agricultural Portal open in web browser.
Post conditions:	<ul style="list-style-type: none"> ▪ Related websites should be displayed
Input:	<ul style="list-style-type: none"> ▪

Output:		
Normal Flow:	Actor Actions <ul style="list-style-type: none"> ▪ Actor logs into the portal and selects "Related Website" ▪ Actor clicks on "Central Insecticide Board" ▪ Actor clicks on "Bureau of Indian Standards" 	System Responses <ul style="list-style-type: none"> ▪ Related websites list is displayed ▪ http://cibrc.nic.in/ opens in new window ▪ http://www.bis.org.in/ opens in new window
Alternative Flow:	Actor Actions <ul style="list-style-type: none"> ▪ 	System Responses <ul style="list-style-type: none"> ▪
Exceptional Flow:	Actor Actions <ul style="list-style-type: none"> ▪ Clicks link but the Service URL is unavailable ▪ Clicks link but the actor's internet access has been temporarily disabled 	System Responses <ul style="list-style-type: none"> ▪ Standard internet message for URL not found ▪ Standard internet message for connection not found
Includes: other use case id		
UI: required/not required	Required	
Priority: Low/medium/high	High	
Frequency of Use: continuous / frequent/ medium/ less/ rare	Frequent	
Business Rules:	▪	
Special Requirements:		

5.4.24 Fertilizer Section

Scope: This activity enables the actor to access the Fertilizer application.

Use Case ID:	UC_SAP_052
Use Case Name:	Link to Fertilizer application

Actors:	Farmer / Citizen	
Stake Holder:	Farmer / Citizen	
Description:	This service aims at taking the actor to the Fertilizer application	
Trigger:	<ul style="list-style-type: none"> ▪ Actor clicks on State Agricultural Portal → Fertilizer Section 	
Pre conditions:	<ul style="list-style-type: none"> ▪ Actor should have opened the State Agricultural Portal. 	
Post conditions:	<ul style="list-style-type: none"> ▪ Fertilizer Section application shall open. 	
Input:		
Output:		
Normal Flow:	Actor Actions <ul style="list-style-type: none"> ▪ Actor clicks on the "Fertilizer Section" link on home page of SAP 	System Responses <ul style="list-style-type: none"> ▪ Actor is redirected to "Fertilizer Section" application
Alternative Flow:	<ul style="list-style-type: none"> ▪ Actor clicks on the "Seed Section" link on home page of SAP ▪ Actor clicks on the "Pesticide 	<ul style="list-style-type: none"> ▪ Actor is redirected to "Seed Section" application ▪ Actor is redirected to "Pesticides

	Section” link on home page of SAP <ul style="list-style-type: none"> Actor clicks on the “Soil Health Section” link on home page of SAP 	Section” application <ul style="list-style-type: none"> Actor is redirected to “Soil Health Section” application
Exceptional Flow:	Actor Actions <ul style="list-style-type: none"> Clicks link but the Service URL is unavailable Clicks link but the actor’s internet access has been temporarily disabled 	System Responses <ul style="list-style-type: none"> Standard internet message for URL not found Standard internet message for connection not found
Includes: other use case id		
UI: required/not required	Required	
Priority: Low/medium/high	High	
Frequency of Use: continuous / frequent/ medium/ less/ rare	Frequent	
Business Rules:	<ul style="list-style-type: none"> 	
Special Requirements:		

5.4.24.1 Dealer Network

Scope: This activity enables the actor to view the list of dealers/distributors for fertilizers

Use Case ID:	UC_ SAP_053
Use Case Name:	Dealers List

Actors:	Farmer / Citizen	
Stake Holder:	Citizens / Farmers	
Description:	This service aims at providing the actor with list of dealers for fertilizers	
Trigger:	<ul style="list-style-type: none"> Actor clicks on “Fertilizers Section → Dealer List” 	
Pre conditions:	<ul style="list-style-type: none"> Actor’s user id and password shall be created. Actor’s relevant roles shall be created. Actor shall have access permission in the Fertilizer section. 	
Post conditions:	<ul style="list-style-type: none"> Actor shall be able to access Dealers list. 	
Input:	<ul style="list-style-type: none"> 	
Output:		
Normal Flow:	Actor Actions <ul style="list-style-type: none"> Actor clicks on “Dealer List” 	System Responses <ul style="list-style-type: none"> List with following fields is displayed <ul style="list-style-type: none"> District Taluk Block Product Category Brand Names Dealer Name Office Address Phone Number 1 Phone Number 2

		<ul style="list-style-type: none"> ○ E-mail ○ License Number ○ License Validity
Alternative Flow:	Actor Actions <ul style="list-style-type: none"> ▪ Filter options to be provided <ul style="list-style-type: none"> • District • Taluk • Block • Product Category • Brand Name 	System Responses <ul style="list-style-type: none"> ▪ List with same fields is displayed but with filters as selected
Exceptional Flow:	Actor Actions <ul style="list-style-type: none"> ▪ Clicks link but the Service URL is unavailable ▪ Clicks link but the actor's internet access has been temporarily disabled 	System Responses <ul style="list-style-type: none"> ▪ Standard internet message for URL not found ▪ Standard internet message for connection not found
Includes: other use case id		
UI: required/not required	Required	
Priority: Low/medium/high	High	
Frequency of Use: continuous / frequent/ medium/ less/ rare	Frequent	
Business Rules:	▪	
Special Requirements:		

5.4.24.2 Pricing and Availability

Scope: *This activity enables the actor to view the prices and availability for fertilizers*

Use Case ID:	UC_SAP_054
Use Case Name:	Price List

Actors:	Farmer / Citizen	
Stake Holder:	Citizens / Farmers	
Description:	This service aims at providing the actor with prices and availability for fertilizer	
Trigger:	<ul style="list-style-type: none"> ▪ Actor clicks on "Fertilizers Section → Pricing and Availability" 	
Pre conditions:	<ul style="list-style-type: none"> ▪ Actor should have portal window active 	
Post conditions:	<ul style="list-style-type: none"> ▪ Pricing and Availability for fertilizers should be displayed 	
Input:	▪	
Output:		
Normal Flow:	Actor Actions <ul style="list-style-type: none"> ▪ Actor clicks on "Pricing and Availability" 	System Responses <ul style="list-style-type: none"> ▪ List with following fields is displayed <ul style="list-style-type: none"> ○ Dealer name ○ Crops ○ Product category ○ Brand names ○ Price / quantity ○ Available stock

		<ul style="list-style-type: none"> ○ District ○ Taluk ○ Block <p>Hyper link to dealer to be provided. When clicked, it should display the information about the dealer</p>
Alternative Flow:	Actor Actions <ul style="list-style-type: none"> ▪ Filter options to be provided <ul style="list-style-type: none"> ● District ● Taluk ● Block ● Product category ● Brand name 	System Responses <ul style="list-style-type: none"> ▪ List with same fields is displayed but with filters as selected
Exceptional Flow:	Actor Actions <ul style="list-style-type: none"> ▪ Clicks link but the Service URL is unavailable ▪ Clicks link but the actor's internet access has been temporarily disabled 	System Responses <ul style="list-style-type: none"> ▪ Standard internet message for URL not found ▪ Standard internet message for connection not found
Includes: other use case id		
UI: required/not required	Required	
Priority: Low/medium/high	High	
Frequency of Use: continuous / frequent/ medium/ less/ rare	Frequent	
Business Rules:	▪	
Special Requirements:		

5.4.24.3 Fertilizer Usage Guidelines

Scope: *This activity enables the actor to view usage guidelines for fertilizers.*

Use Case ID:	UC_SAP_055
Use Case Name:	Recommendation for usage of Fertilizers

Actors:	Farmer / Citizen	
Stake Holder:	Citizens / Farmers	
Description:	This service aims at providing the actor usage guidelines for fertilizers.	
Trigger:	▪ Actor clicks on "Fertilizer Section → Fertilizer Usage Guidelines"	
Pre conditions:	▪ Actor should have portal window active	
Post conditions:	▪ Usage guidelines page should be displayed to actor	
Input:	▪	
Output:		
Normal Flow:	Actor Actions <ul style="list-style-type: none"> ▪ Actor accesses the portal and clicks on "Fertilizer Usage Guidelines" 	System Responses <ul style="list-style-type: none"> ▪ List with following fields is displayed <ul style="list-style-type: none"> ○ District ○ Taluk ○ Crops grown

		<ul style="list-style-type: none"> ○ Fertilizers recommended (stage-wise for crop) ○ Specified quantity / defined area (Ex - Kg/hectare) ○ Supplier
Alternative Flow:	Actor Actions <ul style="list-style-type: none"> ▪ Filter options to be provided <ul style="list-style-type: none"> • District • Taluk • Fertilizers • Stage of crops cycle 	System Responses <ul style="list-style-type: none"> ▪ List with same fields is displayed but with filters as selected
Exceptional Flow:	Actor Actions <ul style="list-style-type: none"> ▪ Clicks link but the Service URL is unavailable ▪ Clicks link but the actor's internet access has been temporarily disabled 	System Responses <ul style="list-style-type: none"> ▪ Standard internet message for URL not found ▪ Standard internet message for connection not found
Includes: other use case id		
UI: required/not required	Required	
Priority: Low/medium/high	High	
Frequency of Use: continuous / frequent/ medium/ less/ rare	Frequent	
Business Rules:	▪	
Special Requirements:		

5.4.24.4 Registration/Licensing

Scope: This activity enables the actor to view register and apply for license to manufacture/distribute fertilizers

Use Case ID:	UC_SAP_056
Use Case Name:	Registration / License for fertilizers

Actors:	Dealer / Manufacturer	
Stake Holder:	Dealer / Manufacturer	
Description:	This service enables the actor to register and apply for licenses	
Trigger:	<ul style="list-style-type: none"> ▪ Actor clicks on "Fertilizer Section → Registration / License" 	
Pre conditions:	<ul style="list-style-type: none"> ▪ Actor shall log in and Actor should have portal window active 	
Post conditions:	<ul style="list-style-type: none"> ▪ Actor should be redirected to Registration / Licensing functionality 	
Input:	▪	
Output:		
Normal Flow:	Actor Actions <ul style="list-style-type: none"> ▪ Actor clicks on "Registration/ License" 	System Responses <ul style="list-style-type: none"> ▪ Actor is redirected to the Registration / License Functionality (service 1 SRS)
Alternative Flow:	Actor Actions <ul style="list-style-type: none"> ▪ 	System Responses <ul style="list-style-type: none"> ▪
Exceptional Flow:	Actor Actions <ul style="list-style-type: none"> ▪ Clicks link but the Service URL is 	System Responses <ul style="list-style-type: none"> ▪ Standard internet message for URL

	unavailable <ul style="list-style-type: none"> Clicks link but the actor's internet access has been temporarily disabled 	not found <ul style="list-style-type: none"> Standard internet message for connection not found
Includes: other use case id	Use Case for Registration/Licenses in Service 1 SRS	
UI: required/not required	Required	
Priority: Low/medium/high	High	
Frequency of Use: continuous / frequent/ medium/ less/ rare	Frequent	
Business Rules:	<ul style="list-style-type: none"> 	
Special Requirements:		

5.4.24.5 Fertilizer Testing Laboratories

Scope: This activity enables the actor to view list of Fertilizer Testing Laboratories

Use Case ID:	UC_SAP_057
Use Case Name:	List of Fertilizer Testing Laboratories

Actors:	Farmer / Dealer	
Stake Holder:	Farmer / Dealer	
Description:	This service enables the actor to get the list of fertilizer laboratories.	
Trigger:	<ul style="list-style-type: none"> Actor clicks on "Fertilizer Section → Fertilizer Testing Laboratories" 	
Pre conditions:	<ul style="list-style-type: none"> Actor should have portal window active 	
Post conditions:	<ul style="list-style-type: none"> List of Fertilizer Testing Laboratories should be displayed 	
Input:	<ul style="list-style-type: none"> 	
Output:		
Normal Flow:	Actor Actions <ul style="list-style-type: none"> Actor clicks on "Fertilizer Testing Laboratories" 	System Responses <ul style="list-style-type: none"> List of Fertilizer Testing Laboratories is displayed <ul style="list-style-type: none"> Lab Name Address E-mail Contact Person Contact Number
Alternative Flow:	Actor Actions <ul style="list-style-type: none"> 	System Responses <ul style="list-style-type: none">
Exceptional Flow:	Actor Actions <ul style="list-style-type: none"> Clicks link but the Service URL is unavailable Clicks link but the actor's internet access has been temporarily disabled 	System Responses <ul style="list-style-type: none"> Standard internet message for URL not found Standard internet message for connection not found
Includes: other use case id		
UI: required/not required	Required	
Priority: Low/medium/high	High	

Frequency of Use: continuous / frequent/ medium/ less/ rare	Frequent
Business Rules:	▪
Special Requirements:	

5.4.24.6 mFMS Application

Scope: This activity enables the actor to access the mFMS application

Use Case ID:	UC_SAP_058
Use Case Name:	mFMS Application

Actors:	Farmer / Citizen / Officials	
Stake Holder:	Farmer / Citizen	
Description:	This service aims at providing the actor to access to mFMS application	
Trigger:	▪ Actor clicks on "Fertilizer Section" → "mFMS Application"	
Pre conditions:	▪ Actor should have State Agricultural Portal open in web browser	
Post conditions:	▪ Actors authorized to access mFMS application should be able to access it	
Input:	▪	
Output:		
Normal Flow:	Actor Actions <ul style="list-style-type: none"> ▪ Actor clicks on "mFMS Application" 	System Responses <ul style="list-style-type: none"> ▪ mFMS Application opens in new window (web application being developed by NIC)
Alternative Flow:	Actor Actions <ul style="list-style-type: none"> ▪ 	System Responses <ul style="list-style-type: none"> ▪
Exceptional Flow:	Actor Actions <ul style="list-style-type: none"> ▪ Clicks link but the Service URL is unavailable ▪ Clicks link but the actor's internet access has been temporarily disabled 	System Responses <ul style="list-style-type: none"> ▪ Standard internet message for URL not found ▪ Standard internet message for connection not found
Includes: other use case id		
UI: required/not required	Required	
Priority: Low/medium/high	High	
Frequency of Use: continuous / frequent/ medium/ less/ rare	Frequent	
Business Rules:	▪	
Special Requirements:		

5.4.24.7 Related Websites

Scope: This activity enables the actor to view the links/websites related to Fertilizer section

Use Case ID:	UC_SAP_059
Use Case Name:	Related Websites List

Actors:	Farmer / Citizen
---------	------------------

Stake Holder:	Farmer / Citizen	
Description:	This service aims at providing the actor the list of websites related to Fertilizer section	
Trigger:	<ul style="list-style-type: none"> ▪ Actor clicks on “Fertilizer Section” → “Related Websites” 	
Pre conditions:	<ul style="list-style-type: none"> ▪ Actor should have State Agricultural Portal open in web browser. 	
Post conditions:	<ul style="list-style-type: none"> ▪ Related websites should be displayed 	
Input:	<ul style="list-style-type: none"> ▪ 	
Output:		
Normal Flow:	Actor Actions <ul style="list-style-type: none"> ▪ Actor selects “Related Website” ▪ Actor clicks on “mFMS Application” ▪ Actor clicks on “Fertilizer Control Order” 	System Responses <ul style="list-style-type: none"> ▪ Related websites list is displayed ▪ mFMS Application opens in new window (web application being developed by NIC) ▪ http://www.agricoop.nic.in/sublegi/FertilizerControlOrder.htm opens in a new window
Alternative Flow:	Actor Actions <ul style="list-style-type: none"> ▪ 	System Responses <ul style="list-style-type: none"> ▪
Exceptional Flow:	Actor Actions <ul style="list-style-type: none"> ▪ Clicks link but the Service URL is unavailable ▪ Clicks link but the actor’s internet access has been temporarily disabled 	System Responses <ul style="list-style-type: none"> ▪ Standard internet message for URL not found ▪ Standard internet message for connection not found
Includes: other use case id		
UI: required/not required	Required	
Priority: Low/medium/high	High	
Frequency of Use: continuous / frequent/ medium/ less/ rare	Frequent	
Business Rules:	<ul style="list-style-type: none"> ▪ 	
Special Requirements:		

5.4.25 Soil Health Section

Scope: This activity enables the actor to access the Soil Health application.

Use Case ID:	UC_SAP_060
Use Case Name:	Link to Soil Health application

Actors:	Farmer / Citizen
Stake Holder:	Farmer / Citizen
Description:	This service aims at taking the actor to the Soil Health application
Trigger:	<ul style="list-style-type: none"> ▪ Actor clicks on State Agricultural Portal → Soil Health Section
Pre conditions:	<ul style="list-style-type: none"> ▪ Actor should have opened the State Agricultural Portal and accessed the Soil Health application
Post conditions:	<ul style="list-style-type: none"> ▪ Soil Health Section application should be opened

Input:		
Output:		
Normal Flow:	Actor Actions <ul style="list-style-type: none"> ▪ Actor clicks on the “Soil Health Section” link on home page of SAP 	System Responses <ul style="list-style-type: none"> ▪ Actor is redirected to “Soil Health Section” application
Alternative Flow:	<ul style="list-style-type: none"> ▪ Actor clicks on the “Seed Section” link on home page of SAP ▪ Actor clicks on the “Pesticide Section” link on home page of SAP ▪ Actor clicks on the “Fertilizer Section” link on home page of SAP 	<ul style="list-style-type: none"> ▪ Actor is redirected to “Seed Section” application ▪ Actor is redirected to “Pesticides Section” application ▪ Actor is redirected to “Fertilizer Section” application
Exceptional Flow:	Actor Actions <ul style="list-style-type: none"> ▪ Clicks link but the Service URL is unavailable ▪ Clicks link but the actor’s internet access has been temporarily disabled 	System Responses <ul style="list-style-type: none"> ▪ Standard internet message for URL not found ▪ Standard internet message for connection not found
Includes: other use case id		
UI: required/not required	Required	
Priority: Low/medium/high	High	
Frequency of Use: continuous / frequent/ medium/ less/ rare	Frequent	
Business Rules:	▪	
Special Requirements:		

5.4.25.1 Soil Testing Application

Scope: This activity enables the actor to access Soil Testing Application

Use Case ID:	UC_ SAP_061
Use Case Name:	Soil Testing Software

Actors:	Farmer / Dealer / Officer at Taluk and District	
Stake Holder:	Officer at Taluk and District	
Description:	This service enables the actor to use Soil Testing application	
Trigger:	▪ Actor clicks on “Soil Health Section → Soil Testing Application”	
Pre conditions:	▪ Actor should have portal window active and Actor shall log in	
Post conditions:	▪ Soil testing application shall be accessed.	
Input:	▪	
Output:		
Normal Flow:	Actor Actions <ul style="list-style-type: none"> ▪ Actor clicks on “Soil Health Software” 	System Responses <ul style="list-style-type: none"> ▪ Actor is redirected to the Soil Testing Application

Alternative Flow:	Actor Actions ▪	System Responses ▪
Exceptional Flow:	Actor Actions ▪ Clicks link but the Service URL is unavailable ▪ Clicks link but the actor's internet access has been temporarily disabled	System Responses ▪ Standard internet message for URL not found ▪ Standard internet message for connection not found
Includes: other use case id		
UI: required/not required	Required	
Priority: Low/medium/high	High	
Frequency of Use: continuous / frequent/ medium/ less/ rare	Frequent	
Business Rules:	▪	
Special Requirements:		

5.4.25.2 Irrigation Advice

Scope: This activity enables the actor to access the irrigation advice application

Use Case ID:	UC_SAP_062
Use Case Name:	Irrigation advice based on soil type

Actors:	Farmer	
Stake Holder:	Farmer	
Description:	This service enables the actor to view irrigation advice	
Trigger:	▪ Actor clicks on "Soil Health Section → Irrigation Advice"	
Pre conditions:	▪ Actor should have portal window active.	
Post conditions:	▪ Irrigation Advice Application should be accessible	
Input:	▪	
Output:		
Normal Flow:	Actor Actions ▪ Actor clicks on "Irrigation Advice"	System Responses ▪ Actor is redirected to Irrigation Advice application
Alternative Flow:	Actor Actions ▪	System Responses ▪
Exceptional Flow:	Actor Actions ▪ Clicks link but the Service URL is unavailable ▪ Clicks link but the actor's internet access has been temporarily disabled	System Responses ▪ Standard internet message for URL not found ▪ Standard internet message for connection not found
Includes: other use case id		
UI: required/not required	Required	
Priority: Low/medium/high	High	

Frequency of Use: continuous / frequent/ medium/ less/ rare	Frequent
Business Rules:	▪
Special Requirements:	

5.4.25.3 Soil Types

Scope: This activity enables the actor to view information on Soil types

Use Case ID:	UC_SAP_063
Use Case Name:	Information on Soil Types

Actors:	Farmer / Citizen	
Stake Holder:	Farmer / Citizen	
Description:	This service enables the actor to view information on soil types	
Trigger:	▪ Actor clicks on "Soil Health Section → Soil Types"	
Pre conditions:	▪ Actor should have portal window active.	
Post conditions:	▪ View information on Soil Types	
Input:	▪	
Output:		
Normal Flow:	Actor Actions ▪ Actor clicks on "Soil Types"	System Responses ▪ Actor is redirected to Soil Types application
Alternative Flow:	Actor Actions ▪	System Responses ▪
Exceptional Flow:	Actor Actions ▪ Clicks link but the Service URL is unavailable ▪ Clicks link but the actor's internet access has been temporarily disabled	System Responses ▪ Standard internet message for URL not found ▪ Standard internet message for connection not found
Includes: other use case id		
UI: required/not required	Required	
Priority: Low/medium/high	High	
Frequency of Use: continuous / frequent/ medium/ less/ rare	Frequent	
Business Rules:	▪	
Special Requirements:		

5.4.25.4 Soil Testing Labs

Scope: This activity enables the actor to view list of Seed Testing Laboratories

Use Case ID:	UC_SAP_064
Use Case Name:	List of Soil Testing Laboratories

Actors:	Farmer / Dealer
Stake Holder:	Farmer / Dealer

Description:	This service enables the actor to view Soil Testing Laboratories	
Trigger:	<ul style="list-style-type: none"> ▪ Actor clicks on “Soil Health Section → Soil Testing Laboratories” 	
Pre conditions:	<ul style="list-style-type: none"> ▪ Actor should have portal window active. 	
Post conditions:	<ul style="list-style-type: none"> ▪ List of Soil testing Labs should be displayed 	
Input:	<ul style="list-style-type: none"> ▪ 	
Output:		
Normal Flow:	Actor Actions <ul style="list-style-type: none"> ▪ Actor clicks on “Soil Testing Laboratories” 	System Responses <ul style="list-style-type: none"> ▪ List of Soil Testing Laboratories is displayed <ul style="list-style-type: none"> • Lab Name • Address • E-mail • Contact Person • Contact Number
Alternative Flow:	Actor Actions <ul style="list-style-type: none"> ▪ 	System Responses <ul style="list-style-type: none"> ▪
Exceptional Flow:	Actor Actions <ul style="list-style-type: none"> ▪ Clicks link but the Service URL is unavailable ▪ Clicks link but the actor’s internet access has been temporarily disabled 	System Responses <ul style="list-style-type: none"> ▪ Standard internet message for URL not found ▪ Standard internet message for connection not found
Includes: other use case id		
UI: required/not required	Required	
Priority: Low/medium/high	High	
Frequency of Use: continuous / frequent/ medium/ less/ rare	Frequent	
Business Rules:	<ul style="list-style-type: none"> ▪ 	
Special Requirements:		

5.4.25.5 Diseases and Remedial Measures

Scope: This activity enables the actor to access the application for Diseases and Remedial Measures

Use Case ID:	UC_SAP_065
Use Case Name:	Application for Diseases and Remedial Measures

Actors:	Farmer	
Stake Holder:	Farmer	
Description:	This service aims to provide the Diseases and Remedial Measures section to the actor	
Trigger:	<ul style="list-style-type: none"> ▪ Actor clicks on Soil Health Section → Diseases and Remedial measures 	
Pre conditions:	<ul style="list-style-type: none"> ▪ Actor should have opened the State Agriculture Portal. 	
Post conditions:	<ul style="list-style-type: none"> ▪ Application for Diseases and Remedial Measures section should be loaded. 	
Input:		
Output:		
Normal Flow:	Actor Actions	System Responses

	<ul style="list-style-type: none"> ▪ Actor clicks on the “Diseases and Remedial Measures” link on home page of SAP 	<ul style="list-style-type: none"> ▪ Actor is redirected to “Diseases and Remedial Measures” application.
Alternative Flow:	<ul style="list-style-type: none"> ▪ 	<ul style="list-style-type: none"> ▪
Exceptional Flow:	<p>Actor Actions</p> <ul style="list-style-type: none"> ▪ Clicks link but the Service URL is unavailable ▪ Clicks link but the actor’s internet access has been temporarily disabled 	<p>System Responses</p> <ul style="list-style-type: none"> ▪ Standard internet message for URL not found ▪ Standard internet message for connection not found
Includes: other use case id		
UI: required/not required	Required	
Priority: Low/medium/high	High	
Frequency of Use: continuous / frequent/ medium/ less/ rare	Frequent	
Business Rules:	<ul style="list-style-type: none"> ▪ 	
Special Requirements:		

5.4.25.6 Soil Survey Map

Scope: This activity enables the actor to access the application of Soil Survey Map

Use Case ID:	UC_SAP_066
Use Case Name:	Application for Soil Survey Map of State/ District

Actors:	Farmer/ SAP User	
Stake Holder:	Farmer, General Citizen	
Description:	This service aims at taking the actor to the Soil Survey Map	
Trigger:	<ul style="list-style-type: none"> ▪ Actor clicks on Soil Health Section → Soil Survey Map 	
Pre conditions:	<ul style="list-style-type: none"> ▪ Actor should have opened the State Agricultural Portal. 	
Post conditions:	<ul style="list-style-type: none"> ▪ Application for Soil Survey Map should be opened. 	
Input:		
Output:		
Normal Flow:	<p>Actor Actions</p> <ul style="list-style-type: none"> ▪ Actor clicks on the “Soil Health Section → Soil Survey Map” link on home page of SAP ▪ Actor choose an option State. ▪ Actor choose an option District. ▪ Actor selects the district and clicks submit. 	<p>System Responses</p> <ul style="list-style-type: none"> ▪ Presents the following options to the actor: <ul style="list-style-type: none"> • State • District ▪ Actor is redirected to the survey Map of Jharkhand State. ▪ Presents the list of districts of Jharkhand State. ▪ Actor is redirected to the survey Map of that particular district.
Alternative Flow:	<ul style="list-style-type: none"> ▪ 	<ul style="list-style-type: none"> ▪
Exceptional Flow:	<p>Actor Actions</p> <ul style="list-style-type: none"> ▪ Clicks link but the Service URL is unavailable 	<p>System Responses</p> <ul style="list-style-type: none"> ▪ Standard internet message for URL not found

	<ul style="list-style-type: none"> ▪ Clicks link but the actor's internet access has been temporarily disabled 	<ul style="list-style-type: none"> ▪ Standard internet message for connection not found
Includes: other use case id		
UI: required/not required	Required	
Priority: Low/medium/high	High	
Frequency of Use: continuous / frequent/ medium/ less/ rare	Frequent	
Business Rules:	<ul style="list-style-type: none"> ▪ . 	
Notes and Issues:	<ul style="list-style-type: none"> ▪ . 	

5.4.26 Irrigation

Scope: This activity enables the actor to access the application for Irrigation

Use Case ID:	UC_SAP_067
Use Case Name:	Application for Irrigation

Actors:	Farmer / Citizen	
Stake Holder:	Farmer / Citizen	
Description:	This service aims at taking the actor to the Irrigation section	
Trigger:	<ul style="list-style-type: none"> ▪ Actor clicks on State Agriculture Portal → Irrigation 	
Pre conditions:	<ul style="list-style-type: none"> ▪ Actor should have opened the State Agricultural Portal 	
Post conditions:	<ul style="list-style-type: none"> ▪ Application for Irrigation section should be loaded 	
Input:		
Output:		
Normal Flow:	<p>Actor Actions</p> <ul style="list-style-type: none"> ▪ Actor clicks on the "Irrigation" link on home page of SAP ▪ Actor chooses the option from the given list. 	<p>System Responses</p> <ul style="list-style-type: none"> ▪ Actor is redirected to "Irrigation" application and presented following options: <ul style="list-style-type: none"> • Schedule • Area Wise Information ▪ Actor is redirected to the information page of selected option.
Alternative Flow:	<ul style="list-style-type: none"> ▪ 	<ul style="list-style-type: none"> ▪
Exceptional Flow:	<p>Actor Actions</p> <ul style="list-style-type: none"> ▪ Clicks link but the Service URL is unavailable ▪ Clicks link but the actor's internet access has been temporarily disabled 	<p>System Responses</p> <ul style="list-style-type: none"> ▪ Standard internet message for URL not found ▪ Standard internet message for connection not found
Includes: other use case id		
UI: required/not required	Required	
Priority:	High	

Low/medium/high	
Frequency of Use: continuous / frequent/ medium/ less/ rare	Frequent
Business Rules:	▪
Special Requirements:	

5.4.27 Farm Machinery

Scope: This activity enables the actor to access the application for Farm Machinery

Use Case ID:	UC_SAP_068
Use Case Name:	Application for Farm Machinery

Actors:	Farmer / Citizen	
Stake Holder:	Farmer / Citizen	
Description:	This service aims at taking the actor to the Farm Machinery section.	
Trigger:	▪ Actor clicks on State Agriculture Portal → Farm Machinery	
Pre conditions:	▪ Actor should have opened the State Agricultural Portal.	
Post conditions:	▪ Application for Farm Machinery section should be loaded.	
Input:		
Output:		
Normal Flow:	<p>Actor Actions</p> <ul style="list-style-type: none"> ▪ Actor clicks on the “Farm Machinery” link on home page of SAP ▪ Actor clicks on the “Farm Machinery → Dealer Network” link in farm Machinery Application ▪ Actor clicks on the “Farm Machinery → Price Information” link in Farm Machinery Application ▪ Actor clicks on the “Farm Machinery → Usage of Information” link in Farm Machinery Application 	<p>System Responses</p> <ul style="list-style-type: none"> ▪ Actor is redirected to “Farm Machinery” application and presented the following options: <ul style="list-style-type: none"> • Dealer Network • Price Information • Usage of Machinery ▪ Actor is redirected to the information page of dealer network. ▪ Actor is redirected to the information page of price information of farm machinery. ▪ Actor is redirected to the information page of usage information of farm machinery.
Alternative Flow:	▪	▪
Exceptional Flow:	<p>Actor Actions</p> <ul style="list-style-type: none"> ▪ Clicks link but the Service URL is unavailable ▪ Clicks link but the actor’s internet access has been temporarily disabled 	<p>System Responses</p> <ul style="list-style-type: none"> ▪ Standard internet message for URL not found ▪ Standard internet message for connection not found
Includes: other use case id		
UI:	Required	

required/not required	
Priority: Low/medium/high	High
Frequency of Use: continuous / frequent/ medium/ less/ rare	Frequent
Business Rules:	▪
Special Requirements:	

5.4.28 Crops

Scope: This activity enables the actor to access the application for Crop

Use Case ID:	UC_SAP_069
Use Case Name:	Application for Crop

Actors:	Farmer / Citizen	
Stake Holder:	Farmer / Citizen	
Description:	This service aims at taking the actor to the application for Crop	
Trigger:	▪ Actor clicks on State Agricultural Portal → Crop	
Pre conditions:	▪ Actor should have opened the State Agricultural Portal	
Post conditions:	▪ Application for Crop section should be loaded	
Input:		
Output:		
Normal Flow:	<p>Actor Actions</p> <ul style="list-style-type: none"> ▪ Actor clicks on the “Crop” link on home page of SAP ▪ If Actor chooses the “Agro Climatic Features” link from Crop option ▪ Actor chooses the “Climate/ Soil/ Land use pattern/ Water Resources/ Crop and Cropping System” ▪ If Actor chooses the “Cereal and Millet Crops” link from 	<p>System Responses</p> <ul style="list-style-type: none"> ▪ Actor is redirected to “Crop” application and presents following list: <ul style="list-style-type: none"> • Agro Climatic Features • Cereal and Millet Crops • Grain Legumes • Oilseed Crops • Tuber Crops • Forage Crops • Sugar Crops • Intercropping System • Contingent Crop Planning ▪ Presents a List of following options : <ul style="list-style-type: none"> • Climate • Soil • Land Use Pattern • Water Resources • Crops and Cropping System ▪ Actor is redirected to the information page for chosen option. ▪ Presents a List of following options : <ul style="list-style-type: none"> • Transplanted Rice • Direct Seeded Rice

	<p>Crop option</p> <ul style="list-style-type: none"> ▪ Actor chooses crop 	<ul style="list-style-type: none"> • Summer Rice • System of Rice Intensification • Corn • Sweet Corn • Baby Corn • Pop Corn • Finger Millet • Gundli • Wheat • Zero-till wheat • Surface seeded Wheat • Barley <ul style="list-style-type: none"> ▪ Actor is redirected to the information page for chosen option
	<ul style="list-style-type: none"> ▪ If Actor chooses the “Grain legumes link from Crop option ▪ Actor chooses from the presented list ▪ If Actor chooses the “Oilseed Crops” link on Crop option ▪ Actor chooses from the presented list ▪ If Actor chooses on the “Tuber Crops” link on Crop option ▪ Actor chooses from the presented list ▪ If Actor chooses on the “Forage Crops” link on Crop option 	<ul style="list-style-type: none"> ▪ Presents a List of following options : <ul style="list-style-type: none"> • Pigeon pea • Black gram • Lentil • Chick pea • Peas • Horse gram • Summer moong ▪ Actor is redirected to the information page for chosen option ▪ Presents a List of following options : <ul style="list-style-type: none"> • Groundnut • Soybean • Mustard • Toria • Linseed • Niger • Sesame • Safflower ▪ Actor is redirected to the information page for chosen option ▪ Presents a List of following options : <ul style="list-style-type: none"> • Potato (Winter) • Potato (Kharif) • T P S • Sweet Potato ▪ Actor is redirected to the information page for chosen option ▪ Presents a List of following options : <ul style="list-style-type: none"> • Deenanath grass • Berseem • Lucerne • Maize • Sorghum

	<ul style="list-style-type: none"> • Hybrid napier • Oat • Cow Pea • Forage based cropping system 	
<ul style="list-style-type: none"> ▪ Actor chooses from the presented list 	<ul style="list-style-type: none"> ▪ Actor is redirected to the information page for chosen option 	
<ul style="list-style-type: none"> ▪ If Actor chooses on the “Sugar Crops” link on Crop option ▪ Actor chooses from the presented list 	<ul style="list-style-type: none"> ▪ Presents a List of following options : <ul style="list-style-type: none"> • Sugarcane ▪ Actor is redirected to the information page for chosen option 	
Exceptional Flow:	<p>Actor Actions</p> <ul style="list-style-type: none"> ▪ Clicks link but the Service URL is unavailable ▪ Clicks link but the actor’s internet access has been temporarily disabled 	<p>System Responses</p> <ul style="list-style-type: none"> ▪ Standard internet message for URL not found ▪ Standard internet message for connection not found
Includes: other use case id		
UI: required/not required	Required	
Priority: Low/medium/high	High	
Frequency of Use: continuous / frequent/ medium/ less/ rare	Frequent	
Business Rules:	▪	
Special Requirements:		

5.4.29 Livestock

Scope: This activity enables the actor to access the application for Livestock

Use Case ID:	UC_SAP_070
Use Case Name:	Application for Livestock

Actors:	Farmer / Citizen	
Stake Holder:	Farmer / Citizen	
Description:	This service aims at taking the actor to the Livestock section	
Trigger:	<ul style="list-style-type: none"> ▪ Actor clicks on State Agricultural Portal → Livestock 	
Pre conditions:	<ul style="list-style-type: none"> ▪ Actor should have opened the State Agricultural Portal 	
Post conditions:	<ul style="list-style-type: none"> ▪ Application for Livestock section should be loaded 	
Input:		
Output:		
Normal Flow:	<p>Actor Actions</p> <ul style="list-style-type: none"> ▪ Actor clicks on the “Livestock” link on home page of SAP 	<p>System Responses</p> <ul style="list-style-type: none"> ▪ Actor is redirected to “Livestock” application.
Alternative Flow:	<ul style="list-style-type: none"> ▪ 	<ul style="list-style-type: none"> ▪

Exceptional Flow:	Actor Actions <ul style="list-style-type: none"> ▪ Clicks link but the Service URL is unavailable ▪ Clicks link but the actor's internet access has been temporarily disabled 	System Responses <ul style="list-style-type: none"> ▪ Standard internet message for URL not found ▪ Standard internet message for connection not found
Includes: other use case id		
UI: required/not required	Required	
Priority: Low/medium/high	High	
Frequency of Use: continuous / frequent/ medium/ less/ rare	Frequent	
Business Rules:	▪	
Special Requirements:		

5.4.30 Fisheries

Scope: This activity enables the actor to access the application for Fisheries

Use Case ID:	UC_SAP_071
Use Case Name:	Application for Fisheries

Actors:	Farmer / Citizen	
Stake Holder:	Farmer / Citizen	
Description:	This service aims at taking the actor to the Fisheries section	
Trigger:	▪ Actor clicks on State Agricultural Portal → Fisheries	
Pre conditions:	▪ Actor should have opened the State Agricultural Portal	
Post conditions:	▪ Application for Fisheries section should be loaded	
Input:		
Output:		
Normal Flow:	Actor Actions <ul style="list-style-type: none"> ▪ Actor clicks on the "Fisheries" link on home page of SAP 	System Responses <ul style="list-style-type: none"> ▪ Actor is redirected to "Fisheries" application
Alternative Flow:	▪	
Exceptional Flow:	Actor Actions <ul style="list-style-type: none"> ▪ Clicks link but the Service URL is unavailable ▪ Clicks link but the actor's internet access has been temporarily disabled 	System Responses <ul style="list-style-type: none"> ▪ Standard internet message for URL not found ▪ Standard internet message for connection not found
Includes: other use case id		
UI: required/not required	Required	
Priority: Low/medium/high	High	
Frequency of Use: continuous / frequent/	Frequent	

medium/ less/ rare	
Business Rules:	▪
Special Requirements:	

5.4.31 Training and Extension

Scope: This activity enables the actor to access the application for Training and Extension.

Use Case ID:	UC_ SAP_072
Use Case Name:	Application for Training and Extension

Actors:	Farmer / Citizen	
Stake Holder:	Farmer / Citizen	
Description:	This service aims at taking the actor to the Training and Extension section	
Trigger:	▪ Actor clicks on State Agricultural Portal → Training and Extension	
Pre conditions:	▪ Actor should have opened the State Agricultural Portal	
Post conditions:	▪ Application for Training and Extension section should be loaded	
Input:		
Output:		
Normal Flow:	Actor Actions <ul style="list-style-type: none"> ▪ Actor clicks on the “Training and Extension” link on home page of SAP 	System Responses <ul style="list-style-type: none"> ▪ Actor is redirected to “Training and Extension” application
Alternative Flow:	▪	▪
Exceptional Flow:	Actor Actions <ul style="list-style-type: none"> ▪ Clicks link but the Service URL is unavailable ▪ Clicks link but the actor’s internet access has been temporarily disabled 	System Responses <ul style="list-style-type: none"> ▪ Standard internet message for URL not found ▪ Standard internet message for connection not found
Includes: other use case id		
UI: required/not required	Required	
Priority: Low/medium/high	High	
Frequency of Use: continuous / frequent/ medium/ less/ rare	Frequent	
Business Rules:	▪	
Special Requirements:		

5.4.32 Good Agricultural Practices

Scope: This activity enables the actor to access the application for Good Agricultural Practices

Use Case ID:	UC_ SAP_073
Use Case Name:	Application for Good Agricultural Practices

Actors:	Farmer / Citizen
Stake Holder:	Farmer / Citizen

Description:	This service aims at taking the actor to the Good Agricultural Practices section	
Trigger:	<ul style="list-style-type: none"> ▪ Actor clicks on State Agricultural Portal → Good Agricultural Practices 	
Pre conditions:	<ul style="list-style-type: none"> ▪ Actor should have opened the State Agricultural Portal 	
Post conditions:	<ul style="list-style-type: none"> ▪ Application for Good Agricultural Practices section should be loaded 	
Input:		
Output:		
Normal Flow:	Actor Actions <ul style="list-style-type: none"> ▪ Actor clicks on the “Good Agricultural Practices” link on home page SAP 	System Responses <ul style="list-style-type: none"> ▪ Actor is redirected to “Good Agricultural Practices” application
Alternative Flow:	<ul style="list-style-type: none"> ▪ 	<ul style="list-style-type: none"> ▪
Exceptional Flow:	Actor Actions <ul style="list-style-type: none"> ▪ Clicks link but the Service URL is unavailable ▪ Clicks link but the actor’s internet access has been temporarily disabled 	System Responses <ul style="list-style-type: none"> ▪ Standard internet message for URL not found ▪ Standard internet message for connection not found
Includes: other use case id		
UI: required/not required	Required	
Priority: Low/medium/high	High	
Frequency of Use: continuous / frequent/ medium/ less/ rare	Frequent	
Business Rules:	<ul style="list-style-type: none"> ▪ 	
Special Requirements:		

5.4.33 Prices and Arrival

Scope: This activity enables the actor to access the application for Prices and Arrival

Use Case ID:	UC_SAP_074
Use Case Name:	Application for Prices and Arrival

Actors:	Farmer / Citizen	
Stake Holder:	Farmer / Citizen	
Description:	This service aims at taking the actor to the Prices and Arrival section	
Trigger:	<ul style="list-style-type: none"> ▪ Actor clicks on State Agricultural Portal → Prices and Arrival 	
Pre conditions:	<ul style="list-style-type: none"> ▪ Actor should have opened the State Agricultural Portal 	
Post conditions:	<ul style="list-style-type: none"> ▪ Application for Prices and Arrival section should be loaded 	
Input:		
Output:		
Normal Flow:	Actor Actions <ul style="list-style-type: none"> ▪ Actor clicks on the “Prices and Arrivals” link on home page of SAP 	System Responses <ul style="list-style-type: none"> ▪ Actor is redirected to “Prices and Arrival” application
Alternative Flow:	<ul style="list-style-type: none"> ▪ 	<ul style="list-style-type: none"> ▪
Exceptional Flow:	Actor Actions <ul style="list-style-type: none"> ▪ Clicks link but the Service URL is 	System Responses <ul style="list-style-type: none"> ▪ Standard internet message for URL

	unavailable <ul style="list-style-type: none"> ▪ Clicks link but the actor's internet access has been temporarily disabled 	not found <ul style="list-style-type: none"> ▪ Standard internet message for connection not found
Includes: other use case id		
UI: required/not required	Required	
Priority: Low/medium/high	High	
Frequency of Use: continuous / frequent/ medium/ less/ rare	Frequent	
Business Rules:	▪	
Special Requirements:		

5.4.34 e-Market

Scope: This activity enables the actor to access the application for e-Market

Use Case ID:	UC_SAP_075
Use Case Name:	Application for e-Market

Actors:	Farmer / Citizen	
Stake Holder:	Farmer / Citizen	
Description:	This service aims at taking the actor to the e-Market section	
Trigger:	<ul style="list-style-type: none"> ▪ Actor clicks on State Agricultural Portal → e-Market 	
Pre conditions:	<ul style="list-style-type: none"> ▪ Actor should have opened the State Agricultural Portal 	
Post conditions:	<ul style="list-style-type: none"> ▪ Application for e-Market section should be loaded 	
Input:		
Output:		
Normal Flow:	Actor Actions <ul style="list-style-type: none"> ▪ Actor clicks on the "e-Market" link on home page of SAP 	System Responses <ul style="list-style-type: none"> ▪ Actor is redirected to "e-Market" application
Alternative Flow:	▪	▪
Exceptional Flow:	Actor Actions <ul style="list-style-type: none"> ▪ Clicks link but the Service URL is unavailable ▪ Clicks link but the actor's internet access has been temporarily disabled 	System Responses <ul style="list-style-type: none"> ▪ Standard internet message for URL not found ▪ Standard internet message for connection not found
Includes: other use case id		
UI: required/not required	Required	
Priority: Low/medium/high	High	
Frequency of Use: continuous / frequent/ medium/ less/ rare	Frequent	
Business Rules:	▪	
Special Requirements:		

5.4.35 Procurement Points

Scope: This activity enables the actor to access the application for Procurement Points

Use Case ID:	UC_SAP_076	
Use Case Name:	Application for Procurement Points	
Actors:	Farmer / Citizen	
Stake Holder:	Farmer / Citizen	
Description:	This service aims at taking the actor to the Procurement Points section	
Trigger:	<ul style="list-style-type: none"> ▪ Actor clicks on State Agricultural Portal → Procurement Points 	
Pre conditions:	<ul style="list-style-type: none"> ▪ Actor should have opened the State Agricultural Portal 	
Post conditions:	<ul style="list-style-type: none"> ▪ Application for Procurement Points section should be loaded 	
Input:		
Output:		
Normal Flow:	Actor Actions <ul style="list-style-type: none"> ▪ Actor clicks on the “Procurement Points” link on home page of SAP 	System Responses <ul style="list-style-type: none"> ▪ Actor is redirected to “Procurement Points” application
Alternative Flow:	<ul style="list-style-type: none"> ▪ 	<ul style="list-style-type: none"> ▪
Exceptional Flow:	Actor Actions <ul style="list-style-type: none"> ▪ Clicks link but the Service URL is unavailable ▪ Clicks link but the actor’s internet access has been temporarily disabled 	System Responses <ul style="list-style-type: none"> ▪ Standard internet message for URL not found ▪ Standard internet message for connection not found
Includes: other use case id		
UI: required/not required	Required	
Priority: Low/medium/high	High	
Frequency of Use: continuous / frequent/ medium/ less/ rare	Frequent	
Business Rules:	<ul style="list-style-type: none"> ▪ 	
Special Requirements:		

5.4.36 Marketing Infrastructure

Scope: This activity enables the actor to access the application for Marketing Infrastructure

Use Case ID:	UC_SAP_077	
Use Case Name:	Application for Marketing Infrastructure	
Actors:	Farmer / Citizen	
Stake Holder:	Farmer / Citizen	
Description:	This service aims at taking the actor to the Marketing Infrastructure section	
Trigger:	<ul style="list-style-type: none"> ▪ Actor clicks on State Agricultural Portal → Marketing Infrastructure 	
Pre conditions:	<ul style="list-style-type: none"> ▪ Actor should have opened the State Agricultural Portal 	
Post conditions:	<ul style="list-style-type: none"> ▪ Application for Marketing Infrastructure section should be loaded 	
Input:		

Output:		
Normal Flow:	Actor Actions <ul style="list-style-type: none"> ▪ Actor clicks on the “Marketing Infrastructure” link on home page of SAP 	System Responses <ul style="list-style-type: none"> ▪ Actor is redirected to “Marketing Infrastructure” application
Alternative Flow:	▪	▪
Exceptional Flow:	Actor Actions <ul style="list-style-type: none"> ▪ Clicks link but the Service URL is unavailable ▪ Clicks link but the actor’s internet access has been temporarily disabled 	System Responses <ul style="list-style-type: none"> ▪ Standard internet message for URL not found ▪ Standard internet message for connection not found
Includes: other use case id		
UI: required/not required	Required	
Priority: Low/medium/high	High	
Frequency of Use: continuous / frequent/ medium/ less/ rare	Frequent	
Clk lkl ovho kiBusiness Rules:	▪	
Special Requirements:		

5.4.37 Import / Export

Scope: This activity enables the actor to access the application for Import / Export

Use Case ID:	UC_SAP_078
Use Case Name:	Application for Import / Export

Actors:	Farmer / Citizen	
Stake Holder:	Farmer / Citizen	
Description:	This service aims at taking the actor to the Import/ Export section	
Trigger:	<ul style="list-style-type: none"> ▪ Actor clicks on State Agricultural Portal → Import / Export 	
Pre conditions:	<ul style="list-style-type: none"> ▪ Actor should have opened the State Agricultural Portal 	
Post conditions:	<ul style="list-style-type: none"> ▪ Application for Import / Export section should be loaded 	
Input:		
Output:		
Normal Flow:	Actor Actions <ul style="list-style-type: none"> ▪ Actor clicks on the “Import / Export” link on home page of SAP ▪ Actor clicks on the option link on Import/ Export Application. 	System Responses <ul style="list-style-type: none"> ▪ Actor is redirected to “Import / Export” application and system presents following option: <ul style="list-style-type: none"> • Importing/ Exporting Commodities • Importing/ Exporting Commodities • Actor is redirected to the information page of selected option.

Alternative Flow:	▪	▪
Exceptional Flow:	Actor Actions <ul style="list-style-type: none"> ▪ Clicks link but the Service URL is unavailable ▪ Clicks link but the actor's internet access has been temporarily disabled 	System Responses <ul style="list-style-type: none"> ▪ Standard internet message for URL not found ▪ Standard internet message for connection not found
Includes: other use case id		
UI: required/not required	Required	
Priority: Low/medium/high	High	
Frequency of Use: continuous / frequent/ medium/ less/ rare	Frequent	
Business Rules:	▪	
Special Requirements:		

5.4.38 Weather and Agro-met advisory

Scope: This activity enables the actor to access the application for Weather Forecasting

Use Case ID:	UC_SAP_079
Use Case Name:	Application for Weather and Agro-met advisory

Actors:	Farmer / Citizen	
Stake Holder:	Farmer / Citizen	
Description:	This service aims at taking the actor to the Weather Forecasting section	
Trigger:	<ul style="list-style-type: none"> ▪ Actor clicks on State Agricultural Portal → Weather and Agro-met advisory 	
Pre conditions:	<ul style="list-style-type: none"> ▪ Actor should have opened the State Agricultural Portal. 	
Post conditions:	<ul style="list-style-type: none"> ▪ Application for Weather Forecasting section should be loaded 	
Input:		
Output:		
Normal Flow:	Actor Actions <ul style="list-style-type: none"> ▪ Actor clicks on the “Weather Forecasting” link on home page of SAP ▪ If Actor clicks on the “Weather Forecasting→ Agro-met Advisory” link 	System Responses <ul style="list-style-type: none"> ▪ Actor is redirected to “Weather Forecasting” application and presented following options: <ul style="list-style-type: none"> • Agro-met Advisory • Weather Forecast • District Rainfall Maps • Temperature • Weather Parameter • Week Rainfall Parameter ▪ System presents following list to the actor: <ul style="list-style-type: none"> • District AAS (Agro-met Advisory Services) Bulletin • Jharkhand State Composite AAS Bulletin • All India AAS Bulletin • Weekly AAS Summery

	<ul style="list-style-type: none"> ▪ Actor chooses the option from the list. ▪ If Actor clicks on the “Weather Forecasting→ Weather Forecast” link ▪ Actor chooses the option from the list. ▪ If Actor clicks on the “Weather Forecasting→District Rainfall Maps” link. ▪ Actor chooses the option from the list. ▪ If Actor clicks on the “Weather Forecasting→Temperature” ▪ Actor chooses the option from the list. ▪ If Actor clicks on the “Weather Forecasting→Weather Parameter” link ▪ Actor chooses the option from the list. 	<ul style="list-style-type: none"> • Monthly All India Weather and Crop Outlook • Annual Report of IAAS (Integrated Agromet Advisory Services) ▪ Actor is redirected to the information page of selected option ▪ System presents list to the actor: <ul style="list-style-type: none"> • Local Weather • District Level • Regional • All India • Severe Weather Warning • Long Range Forecast ▪ Actor is redirected to the information page of selected option ▪ System presents list to the actor: <ul style="list-style-type: none"> • Weekly • Seasonal ▪ Actor is redirected to the information page of selected option ▪ System presents list to the actor: <ul style="list-style-type: none"> • Weekly • Monthly ▪ Actor is redirected to the information page of selected option ▪ System presents list to the actor: <ul style="list-style-type: none"> • cloud • Humidity • Wind Speed ▪ Actor is redirected to the information page of selected option
	<ul style="list-style-type: none"> ▪ Actor clicks on the “Weather Forecasting→Week Rainfall Parameter” link ▪ Actor chooses the option from the list 	<ul style="list-style-type: none"> ▪ System presents list to the actor: <ul style="list-style-type: none"> • Assured Rainfall • Probability of Dry Spells • Probability of Wet Spells ▪ Actor is redirected to the information page of selected option
<p>Alternative Flow:</p>	<ul style="list-style-type: none"> ▪ Following Alternative flow is 	
<p>Exceptional Flow:</p>	<p>Actor Actions</p> <ul style="list-style-type: none"> ▪ Clicks link but the Service URL is unavailable ▪ Clicks link but the actor’s internet access has been temporarily disabled 	<p>System Responses</p> <ul style="list-style-type: none"> ▪ Standard internet message for URL not found ▪ Standard internet message for connection not found
<p>Includes: other use case id</p>		
<p>UI:</p>	<p>Required</p>	

required/not required	
Priority: Low/medium/high	High
Frequency of Use: continuous / frequent/ medium/ less/ rare	Frequent
Business Rules:	▪
Special Requirements:	

5.4.39 Drought Relief and Management

Scope: This activity enables the actor to access the application for Drought Relief Information

Use Case ID:	UC_SAP_080
Use Case Name:	Application for Drought Relief and Management

Actors:	Farmer / Citizen	
Stake Holder:	Farmer / Citizen	
Description:	This service aims at taking the actor to the Drought Relief Information section	
Trigger:	▪ Actor clicks on State Agricultural Portal → Drought Relief and Management	
Pre conditions:	▪ Actor should have opened the State Agricultural Portal	
Post conditions:	▪ Application for Drought Relief and Management section should be loaded	
Input:		
Output:		
Normal Flow:	<p>Actor Actions</p> <ul style="list-style-type: none"> ▪ Actor clicks on the “Drought Relief Information” link on home page of SAP ▪ Actor chooses the option from the presented list from the system. 	<p>System Responses</p> <ul style="list-style-type: none"> ▪ Actor is redirected to “Drought Relief Information” application and presents the following options: <ul style="list-style-type: none"> • Meteorological Drought • Agricultural Drought • Hydrological Drought • Socio-economic Drought • General Contingency Plan for all Crops ▪ Actor is redirected to the information page of selected option.
Alternative Flow:	▪	▪
Exceptional Flow:	<p>Actor Actions</p> <ul style="list-style-type: none"> ▪ Clicks link but the Service URL is unavailable ▪ Clicks link but the actor’s internet access has been temporarily disabled 	<p>System Responses</p> <ul style="list-style-type: none"> ▪ Standard internet message for URL not found ▪ Standard internet message for connection not found
Includes: other use case id		
UI: required/not required	Required	
Priority: Low/medium/high	High	

Frequency of Use: continuous / frequent/ medium/ less/ rare	Frequent
Business Rules:	▪
Special Requirements:	

5.4.40 Schemes and Programs

Scope: *This activity enables the actor to access the application for Schemes and Programs*

Use Case ID:	UC_SAP_081
Use Case Name:	Application for Schemes and Programs

Actors:	Farmer / Citizen	
Stake Holder:	Farmer / Citizen	
Description:	This service aims at taking the actor to the Schemes and Programs section	
Trigger:	▪ Actor clicks on State Agriculture Portal → Schemes and Programs	
Pre conditions:	Actor should have opened the State Agriculture Portal	
Post conditions:	Application for Schemes section should be loaded	
Input:		
Output:		
Normal Flow:	<p>Actor Actions</p> <ul style="list-style-type: none"> ▪ Actor clicks on the “Schemes” link on home page of SAP ▪ Actor chooses from the given option In Application on Scheme 	<p>System Responses</p> <ul style="list-style-type: none"> ▪ Actor is redirected to “Schemes” application and system presents following options: <ul style="list-style-type: none"> • Central Sector Schemes • State Government Schemes • Status of Farmer’s Application ▪ Actor is redirected to the information page of selected option.
Alternative Flow:	▪	▪
Exceptional Flow:	<p>Actor Actions</p> <ul style="list-style-type: none"> ▪ Clicks link but the Service URL is unavailable ▪ Clicks link but the actor’s internet access has been temporarily disabled 	<p>System Responses</p> <ul style="list-style-type: none"> ▪ Standard internet message for URL not found ▪ Standard internet message for connection not found
Includes: other use case id		
UI: required/not required	Required	
Priority: Low/medium/high	High	
Frequency of Use: continuous / frequent/ medium/ less/ rare	Frequent	
Business Rules:	▪	
Special Requirements:		

5.4.41 Monitoring Implementation of schemes

Scope: This activity enables the actor to access the application for Monitoring Implementation of schemes

Use Case ID:	UC_SAP_082
Use Case Name:	Application for Monitoring Implementation

Actors:	Farmer / Citizen / Government officers	
Stake Holder:	Farmer / Citizen / Government officers	
Description:	This service aims at taking the actor to the Monitoring Implementation section	
Trigger:	<ul style="list-style-type: none"> ▪ Actor clicks on State Agricultural Portal → Monitoring Implementation 	
Pre conditions:	<ul style="list-style-type: none"> ▪ Actor should have opened the State Agricultural Portal 	
Post conditions:	Application for Monitoring Implementation section should be loaded	
Input:		
Output:		
Normal Flow:	Actor Actions <ul style="list-style-type: none"> ▪ Actor clicks on the “Monitoring Implementation” link on home page of SAP 	System Responses <ul style="list-style-type: none"> ▪ Actor is redirected to “Monitoring Implementation” application
Alternative Flow:	<ul style="list-style-type: none"> ▪ 	<ul style="list-style-type: none"> ▪
Exceptional Flow:	Actor Actions <ul style="list-style-type: none"> ▪ Clicks link but the Service URL is unavailable ▪ Clicks link but the actor’s internet access has been temporarily disabled 	System Responses <ul style="list-style-type: none"> ▪ Standard internet message for URL not found ▪ Standard internet message for connection not found
Includes: other use case id		
UI: required/not required	Required	
Priority: Low/medium/high	High	
Frequency of Use: continuous / frequent/ medium/ less/ rare	Frequent	
Business Rules:	<ul style="list-style-type: none"> ▪ 	
Special Requirements:		

5.4.42 Accessibility Options

Scope: This activity enables the actor to access the Accessibility Options Application

Use Case ID:	UC_SAP_083
Use Case Name:	Application for Accessibility Options

Actors:	Farmer / Citizen
Stake Holder:	Farmer / Citizen
Description:	This service aims at taking the actor to application for Accessibility Options
Trigger:	<ul style="list-style-type: none"> ▪ Actor clicks on State Agricultural Portal → Accessibility Options

Pre conditions:	<ul style="list-style-type: none"> ▪ Actor should have opened the State Agricultural Portal 	
Post conditions:	<ul style="list-style-type: none"> ▪ Application for Accessibility Options section should be loaded 	
Input:		
Output:		
Normal Flow:	Actor Actions <ul style="list-style-type: none"> ▪ Actor clicks on the “Accessibility Options” link on home page of SAP 	System Responses <ul style="list-style-type: none"> ▪ Actor is redirected to “Accessibility Options” page
Alternative Flow:	<ul style="list-style-type: none"> ▪ 	
Exceptional Flow:	Actor Actions <ul style="list-style-type: none"> ▪ Clicks link but the Service URL is unavailable ▪ Clicks link but the actor’s internet access has been temporarily disabled 	System Responses <ul style="list-style-type: none"> ▪ Standard internet message for URL not found ▪ Standard internet message for connection not found
Includes: other use case id		
UI: required/not required	Required	
Priority: Low/medium/high	High	
Frequency of Use: continuous / frequent/ medium/ less/ rare	Frequent	
Business Rules:	<ul style="list-style-type: none"> ▪ 	
Special Requirements:		

5.4.43 Sitemap

Scope: This activity enables the actor to access the Sitemap Application

Use Case ID:	UC_SAP_084
Use Case Name:	Application for Sitemap

Actors:	Farmer / Citizen	
Stake Holder:	Farmer / Citizen	
Description:	This service aims at taking the actor to application for Sitemap	
Trigger:	<ul style="list-style-type: none"> ▪ Actor clicks on State Agricultural Portal → Sitemap 	
Pre conditions:	<ul style="list-style-type: none"> ▪ Actor should have opened the State Agricultural Portal 	
Post conditions:	<ul style="list-style-type: none"> ▪ Application for Sitemap section should be loaded 	
Input:		
Output:		
Normal Flow:	Actor Actions <ul style="list-style-type: none"> ▪ Actor clicks on the “Sitemap” link on home page of SAP 	System Responses <ul style="list-style-type: none"> ▪ Actor is redirected to “Sitemap” page
Alternative Flow:	<ul style="list-style-type: none"> ▪ 	
Exceptional Flow:	Actor Actions <ul style="list-style-type: none"> ▪ Clicks link but the Service URL is unavailable ▪ Clicks link but the actor’s internet access has been 	System Responses <ul style="list-style-type: none"> ▪ Standard internet message for URL not found ▪ Standard internet message for connection not found

	temporarily disabled	
Includes: other use case id		
UI: required/not required	Required	
Priority: Low/medium/high	High	
Frequency of Use: continuous / frequent/ medium/ less/ rare	Frequent	
Business Rules:	▪	
Special Requirements:		

5.4.44 Add to Favorites

Scope: This activity enables the actor to access the “Add to Favorites” Application

Use Case ID:	UC_SAP_085
Use Case Name:	Application for “Add to Favorites”

Actors:	Farmer / Citizen	
Stake Holder:	Farmer / Citizen	
Description:	This service aims at taking the actor to link so that the page can be added to “Add to Favorites”	
Trigger:	▪ Actor clicks on State Agricultural Portal → Add to Favorites	
Pre conditions:	▪ Actor should have opened the State Agricultural Portal and accessed any page in the portal	
Post conditions:	▪ Page for Add to Favorites should be loaded	
Input:		
Output:		
Normal Flow:	Actor Actions <ul style="list-style-type: none"> ▪ Actor clicks on the “Add to Favorites” link on home page of SAP 	System Responses <ul style="list-style-type: none"> ▪ Actor is redirected to “Add to Favorites” page
Alternative Flow:	▪	▪
Exceptional Flow:	Actor Actions <ul style="list-style-type: none"> ▪ Clicks link but the Service URL is unavailable ▪ Clicks link but the actor’s internet access has been temporarily disabled 	System Responses <ul style="list-style-type: none"> ▪ Standard internet message for URL not found ▪ Standard internet message for connection not found
Includes: other use case id		
UI: required/not required	Required	
Priority: Low/medium/high	High	
Frequency of Use: continuous / frequent/ medium/ less/ rare	Frequent	
Business Rules:	▪	
Special Requirements:		

5.4.45 Tell A Friend

Scope: This activity enables the actor to access the Tell a Friend page

Use Case ID:	UC_SAP_086	
Use Case Name:	Page for "Tell a Friend"	
Actors:	Farmer / Citizen	
Stake Holder:	Farmer / Citizen	
Description:	This service aims at taking the actor to application for Tell A Friend	
Trigger:	<ul style="list-style-type: none"> ▪ Actor clicks on State Agricultural Portal → Tell a Friend 	
Pre conditions:	<ul style="list-style-type: none"> ▪ Actor should have opened the State Agricultural Portal 	
Post conditions:	<ul style="list-style-type: none"> ▪ Interface for "Tell a Friend" section should be loaded 	
Input:		
Output:		
Normal Flow:	<p>Actor Actions</p> <ul style="list-style-type: none"> ▪ Actor clicks on the "Tell a Friend" link on home page of SAP 	<p>System Responses</p> <ul style="list-style-type: none"> ▪ Actor is redirected to "Tell a Friend" page. Following fields are displayed <ul style="list-style-type: none"> • E-mail id of friend • Subject • Body <p>The link of the page is mailed to the e-mail id provided. Validation for e-mail id.</p>
Alternative Flow:	<ul style="list-style-type: none"> ▪ 	<ul style="list-style-type: none"> ▪
Exceptional Flow:	<p>Actor Actions</p> <ul style="list-style-type: none"> ▪ Clicks link but the Service URL is unavailable ▪ Clicks link but the actor's internet access has been temporarily disabled 	<p>System Responses</p> <ul style="list-style-type: none"> ▪ Standard internet message for URL not found ▪ Standard internet message for connection not found
Includes: Other use case id		
UI: required/not required	Required	
Priority: Low/medium/high	High	
Frequency of Use: continuous / frequent/ medium/ less/ rare	Frequent	
Business Rules:	<ul style="list-style-type: none"> ▪ 	
Special Requirements:		

5.4.46 RSS

Scope: This activity enables the actor to access the RSS feeds

Use Case ID:	UC_SAP_087
Use Case Name:	Application for "RSS"
Actors:	Farmer / Citizen
Stake Holder:	Farmer / Citizen

Description:	This service aims at taking the actor to application for “RSS”	
Trigger:	<ul style="list-style-type: none"> Actor clicks on State Agricultural Portal → RSS 	
Pre conditions:	<ul style="list-style-type: none"> Actor should have opened the State Agricultural Portal 	
Post conditions:	<ul style="list-style-type: none"> Application for “RSS” section should be loaded 	
Input:		
Output:		
Normal Flow:	Actor Actions <ul style="list-style-type: none"> Actor clicks on the “RSS” link on home page of SAP 	System Responses <ul style="list-style-type: none"> Actor is redirected to “RSS” page
Alternative Flow:	<ul style="list-style-type: none"> 	<ul style="list-style-type: none">
Exceptional Flow:	Actor Actions <ul style="list-style-type: none"> Clicks link but the Service URL is unavailable Clicks link but the actor’s internet access has been temporarily disabled 	System Responses <ul style="list-style-type: none"> Standard internet message for URL not found Standard internet message for connection not found
Includes: other use case id		
UI: required/not required	Required	
Priority: Low/medium/high	High	
Frequency of Use: continuous / frequent/ medium/ less/ rare	Frequent	
Business Rules:	<ul style="list-style-type: none"> 	
Special Requirements:		

5.4.47 About This Portal

Scope: This activity enables the actor to access the About This Portal page

Use Case ID:	UC_SAP_088
Use Case Name:	Page for “About This Portal”

Actors:	Farmer / Citizen	
Stake Holder:	Farmer / Citizen	
Description:	This service aims at taking the actor to page for “About This Portal”	
Trigger:	<ul style="list-style-type: none"> Actor clicks on State Agricultural Portal → About this Portal 	
Pre conditions:	<ul style="list-style-type: none"> Actor should have opened the State Agricultural Portal 	
Post conditions:	<ul style="list-style-type: none"> Application for “About this Portal” section should be loaded 	
Input:		
Output:		
Normal Flow:	Actor Actions <ul style="list-style-type: none"> Actor clicks on the “About this Portal” link on home page of SAP 	System Responses <ul style="list-style-type: none"> Actor is redirected to “About this Portal” page Content is already managed and published for this page by authorized users
Alternative Flow:	<ul style="list-style-type: none"> 	<ul style="list-style-type: none">
Exceptional Flow:	Actor Actions	System Responses

	<ul style="list-style-type: none"> ▪ Clicks link but the Service URL is unavailable ▪ Clicks link but the actor's internet access has been temporarily disabled 	<ul style="list-style-type: none"> ▪ Standard internet message for URL not found ▪ Standard internet message for connection not found
Includes: other use case id		
UI: required/not required	Required	
Priority: Low/medium/high	High	
Frequency of Use: continuous / frequent/ medium/ less/ rare	Frequent	
Business Rules:	▪	
Special Requirements:		

5.4.48 Help

Scope: This activity enables the actor to access the Help page

Use Case ID:	UC_SAP_089
Use Case Name:	Application for Help

Actors:	Farmer / Citizen	
Stake Holder:	Farmer / Citizen	
Description:	This service aims at taking the actor to page for Help	
Trigger:	<ul style="list-style-type: none"> ▪ Actor clicks on State Agricultural Portal → Help 	
Pre conditions:	<ul style="list-style-type: none"> ▪ Actor should have opened the State Agricultural Portal 	
Post conditions:	<ul style="list-style-type: none"> ▪ Application for Help section should be loaded 	
Input:		
Output:		
Normal Flow:	Actor Actions <ul style="list-style-type: none"> ▪ Actor clicks on the "Help" link on home page 	System Responses <ul style="list-style-type: none"> ▪ Actor is redirected to "Help" page
Alternative Flow:	▪	▪
Exceptional Flow:	Actor Actions <ul style="list-style-type: none"> ▪ Clicks link but the Service URL is unavailable ▪ Clicks link but the actor's internet access has been temporarily disabled 	System Responses <ul style="list-style-type: none"> ▪ Standard internet message for URL not found ▪ Standard internet message for connection not found
Includes: other use case id		
UI: required/not required	Required	
Priority: Low/medium/high	High	
Frequency of Use: continuous / frequent/ medium/ less/ rare	Frequent	
Business Rules:	▪	
Special Requirements:		

5.4.49 Terms of Use

Scope: This activity enables the actor to access the “Terms of Use” page

Use Case ID:	UC_SAP_090
Use Case Name:	page for Terms of Use

Actors:	Farmer / Citizen	
Stake Holder:	Farmer / Citizen	
Description:	This service aims at taking the actor to page for “Terms of Use”	
Trigger:	<ul style="list-style-type: none"> ▪ Actor clicks on State Agricultural Portal → Terms of Use 	
Pre conditions:	<ul style="list-style-type: none"> ▪ Actor should have opened the State Agricultural Portal 	
Post conditions:	<ul style="list-style-type: none"> ▪ Application for “Terms of Use” section should be loaded 	
Input:		
Output:		
Normal Flow:	Actor Actions <ul style="list-style-type: none"> ▪ Actor clicks on the “Terms of Use” link on home page of SAP 	System Responses <ul style="list-style-type: none"> ▪ Actor is redirected to “Terms Of Use” page
Alternative Flow:	<ul style="list-style-type: none"> ▪ 	<ul style="list-style-type: none"> ▪
Exceptional Flow:	Actor Actions <ul style="list-style-type: none"> ▪ Clicks link but the Service URL is unavailable ▪ Clicks link but the actor’s internet access has been temporarily disabled 	System Responses <ul style="list-style-type: none"> ▪ Standard internet message for URL not found ▪ Standard internet message for connection not found
Includes: other use case id		
UI: required/not required	Required	
Priority: Low/medium/high	High	
Frequency of Use: continuous / frequent/ medium/ less/ rare	Frequent	
Business Rules:	<ul style="list-style-type: none"> ▪ 	
Special Requirements:		

5.4.50 Visitors Summary

Scope: This activity enables the actor to access the Visitors Summary Application

Use Case ID:	UC_SAP_091
Use Case Name:	Application for Visitors Summary

Actors:	Farmer / Citizen	
Stake Holder:	Farmer / Citizen	
Description:	This service aims at taking the actor to application for Visitors Summary	
Trigger:	<ul style="list-style-type: none"> ▪ Actor clicks on State Agricultural Portal → Visitors Summary 	
Pre conditions:	<ul style="list-style-type: none"> ▪ Actor should have opened the State Agricultural Portal 	
Post conditions:	<ul style="list-style-type: none"> ▪ Application for “Visitors Summary” section should be loaded 	
Input:		

Output:		
Normal Flow:	Actor Actions <ul style="list-style-type: none"> ▪ Actor clicks on the “Visitors Summary” link on home page of SAP 	System Responses <ul style="list-style-type: none"> ▪ Actor is redirected to “Visitors Summary” application
Alternative Flow:	▪	▪
Exceptional Flow:	Actor Actions <ul style="list-style-type: none"> ▪ Clicks link but the Service URL is unavailable ▪ Clicks link but the actor’s internet access has been temporarily disabled 	System Responses <ul style="list-style-type: none"> ▪ Standard internet message for URL not found ▪ Standard internet message for connection not found
Includes: other use case id		
UI: required/not required	Required	
Priority: Low/medium/high	High	
Frequency of Use: continuous / frequent/ medium/ less/ rare	Frequent	
Business Rules:	▪	
Special Requirements:		

5.4.51 NewsLetter

Scope: This activity enables the actor to access the Newsletter Application

Use Case ID:	UC_SAP_092
Use Case Name:	Application for Newsletter

Actors:	Farmer / Citizen	
Stake Holder:	Farmer / Citizen	
Description:	This service aims at taking the actor to application for News Letter	
Trigger:	<ul style="list-style-type: none"> ▪ Actor clicks on State Agricultural Portal → News Letter 	
Pre conditions:	<ul style="list-style-type: none"> ▪ Actor should have opened the State Agricultural Portal 	
Post conditions:	<ul style="list-style-type: none"> ▪ Application for News Letter section should be loaded 	
Input:		
Output:		
Normal Flow:	Actor Actions <ul style="list-style-type: none"> ▪ Actor clicks on the “News Letter” link on home page of SAP 	System Responses <ul style="list-style-type: none"> ▪ Actor is redirected to “News Letter” application (Option to add/edit and delete Newsletter under Content Management System is to be provided)
Alternative Flow:	▪	▪
Exceptional Flow:	Actor Actions <ul style="list-style-type: none"> ▪ Clicks link but the Service URL is unavailable ▪ Clicks link but the actor’s 	System Responses <ul style="list-style-type: none"> ▪ Standard internet message for URL not found ▪ Standard internet message for

	internet access has been temporarily disabled	connection not found
Includes: other use case id		
UI: required/not required	Required	
Priority: Low/medium/high	High	
Frequency of Use: continuous / frequent/ medium/ less/ rare	Frequent	
Business Rules:	▪	
Special Requirements:		

5.4.52 Your Opinion

Scope: This activity enables the actor to access the Your Opinion Portal Application

Use Case ID:	UC_SAP_093
Use Case Name:	Application for "Your Opinion"

Actors:	Farmer / Citizen	
Stake Holder:	Farmer / Citizen	
Description:	This service aims at taking the actor to application for "Your Opinion"	
Trigger:	▪ Actor clicks on State Agricultural Portal → Your Opinion	
Pre conditions:	▪ Actor should have opened the State Agricultural Portal	
Post conditions:	▪ Application for "Your Opinion" section should be loaded	
Input:		
Output:		
Normal Flow:	Actor Actions <ul style="list-style-type: none"> ▪ Actor clicks on the "Your Opinion" link on home page of SAP 	System Responses <ul style="list-style-type: none"> ▪ Actor is redirected to "Your Opinion" page
Alternative Flow:	▪	▪
Exceptional Flow:	Actor Actions <ul style="list-style-type: none"> ▪ Clicks link but the Service URL is unavailable ▪ Clicks link but the actor's internet access has been temporarily disabled 	System Responses <ul style="list-style-type: none"> ▪ Standard internet message for URL not found ▪ Standard internet message for connection not found
Includes: other use case id		
UI: required/not required	Required	
Priority: Low/medium/high	High	
Frequency of Use: continuous frequent/ medium/ less/ rare	Frequent	
Business Rules:	▪	
Special Requirements:		

5.4.53 Related Links

Scope: This activity enables the actor to access the Related Links Application

Use Case ID:	UC_SAP_094
Use Case Name:	Application for Related Links

Actors:	Farmer / Citizen	
Stake Holder:	Farmer / Citizen	
Description:	This service aims at taking the actor to application for Related Links	
Trigger:	<ul style="list-style-type: none"> ▪ Actor clicks on State Agricultural Portal → Related Links 	
Pre conditions:	<ul style="list-style-type: none"> ▪ Actor should have opened the State Agricultural Portal 	
Post conditions:	<ul style="list-style-type: none"> ▪ Application for Related Links section should be loaded 	
Input:		
Output:		
Normal Flow:	Actor Actions <ul style="list-style-type: none"> ▪ Actor clicks on the “Related Links” link on home page of SAP 	System Responses <ul style="list-style-type: none"> ▪ Actor is redirected to “Related Links” application
Alternative Flow:	<ul style="list-style-type: none"> ▪ 	<ul style="list-style-type: none"> ▪
Exceptional Flow:	Actor Actions <ul style="list-style-type: none"> ▪ Clicks link but the Service URL is unavailable ▪ Clicks link but the actor’s internet access has been temporarily disabled 	System Responses <ul style="list-style-type: none"> ▪ Standard internet message for URL not found ▪ Standard internet message for connection not found
Includes: other use case id		
UI: required/not required	Required	
Priority: Low/medium/high	High	
Frequency of Use: continuous / frequent/ medium/ less/ rare	Frequent	
Business Rules:	<ul style="list-style-type: none"> ▪ 	
Special Requirements:		

5.4.54 Accessibility Statements

Scope: This activity enables the actor to access the Accessibility Statements Application

Use Case ID:	UC_SAP_095
Use Case Name:	Application for Accessibility Statements

Actors:	Farmer / Citizen	
Stake Holder:	Farmer / Citizen	
Description:	This service aims at taking the actor to application for Accessibility Statements	
Trigger:	<ul style="list-style-type: none"> ▪ Actor clicks on State Agricultural Portal → Accessibility Statements 	
Pre conditions:	<ul style="list-style-type: none"> ▪ Actor should have opened the State Agricultural Portal 	
Post conditions:	<ul style="list-style-type: none"> ▪ Application for Accessibility Statements section should be loaded 	
Input:		

Output:		
Normal Flow:	Actor Actions <ul style="list-style-type: none"> ▪ Actor clicks on the “Accessibility Statement” link on home page of SAP 	System Responses <ul style="list-style-type: none"> ▪ Actor is redirected to “Accessibility Statements” application
Alternative Flow:	▪	▪
Exceptional Flow:	Actor Actions <ul style="list-style-type: none"> ▪ Clicks link but the Service URL is unavailable ▪ Clicks link but the actor’s internet access has been temporarily disabled 	System Responses <ul style="list-style-type: none"> ▪ Standard internet message for URL not found ▪ Standard internet message for connection not found
Includes: other use case id		
UI: required/not required	Required	
Priority: Low/medium/high	High	
Frequency of Use: continuous / frequent/ medium/ less/ rare	Frequent	
Business Rules:	▪	
Special Requirements:		

5.4.55 Flash season specific Information

Scope: This activity enables the system to flash season specific Information

Use Case ID:	UC_SAP_096
Use Case Name:	Application to flash season specific Information

Actors:	System	
Stake Holder:	Farmer / Citizen	
Description:	This service aims at displaying crop information relevant to the season/month	
Trigger:	<ul style="list-style-type: none"> ▪ System based trigger which runs based on season/month of crop 	
Pre conditions:	<ul style="list-style-type: none"> ▪ Actor should have opened the State Agricultural Portal 	
Post conditions:	<ul style="list-style-type: none"> ▪ Season specific display for crops 	
Input:		
Output:		
Normal Flow:	Actor Actions <ul style="list-style-type: none"> ▪ 	System Responses <ul style="list-style-type: none"> ▪ System displays information relevant to Crop for the season in this section. ▪ Database is fed with inputs for <ul style="list-style-type: none"> • Seasons • Crops for the season • Information to be displayed
Alternative Flow:	▪	▪
Exceptional Flow:	Actor Actions <ul style="list-style-type: none"> ▪ Clicks link but the Service URL is 	System Responses <ul style="list-style-type: none"> ▪ Standard internet message for URL

	unavailable <ul style="list-style-type: none"> ▪ Clicks link but the actor's internet access has been temporarily disabled 	not found <ul style="list-style-type: none"> ▪ Standard internet message for connection not found
Includes: other use case id		
UI: required/not required	Required	
Priority: Low/medium/high	High	
Frequency of Use: continuous / frequent/ medium/ less/ rare	Frequent	
Business Rules:	▪	
Special Requirements:		

5.5 User Characteristics

The users of the State Agricultural Portal have been specified in section 3.1. The users of the State Agricultural Portal will be people with various technical and non-technical backgrounds. Application will be primarily used by the Farmers, Officials of Village Panchayats, Block Panchayats, District Panchayats, State Agricultural Departments, Private and Government Institutions, Agencies, Dealers, Call Centers and Ministry of Agriculture. Apart from these users, some of the reports can be viewed by other Central Line Ministries/Departments and also the common man for the purpose of social audit.

The Government Officials at block level are being provided with basic working knowledge of computers under various capacity building programs, however they are not very familiar with computer based applications. Accordingly, user interface should be intuitively designed so that it is fairly simple, easy to use and self-explanatory. The software should allow the users to switch-over to local language so that all the textual elements are displayed in local language for better understanding and effective use. The State and Central Ministry's users are already working with computers and are fairly conversant with computer based applications.

The software will facilitate the farmers and the other users who are having any disability to read and understand the textual elements by receiving voice messages in their local language and the images related to the text mouse over.

The user interface of the State Agricultural Portal will include radio buttons, tables, forms, pull-down menus, submit buttons, etc, all features that are conform W3C XHTML standard. Any user with a basic understanding of the Internet and knowledge about his/her browser software should be able to make use of all the available functionality of the portal.

1. The application will be an internet based application which will be designed, developed and centrally hosted in Data Centre.
2. The users will be accessing the software application using various connectivity scenarios.

3. As the application will be used by all the villages (no of villages), State Agriculture Departments (no. of departments), Center and MoA, Government and Private Institutions, dealers, agencies, KCCs, the no. of application users and concurrent users will be very high as mentioned in non-Functional Requirements. The software has to take into account all sorts of communication environments and slow communication links as specified in Chapter 6. The software should also scale-up as per the requirements defined in Chapter 6.
4. The application will support only Unicode enabled fonts for local language representation.
5. The State Agricultural Portal will need to interoperate with other software applications which are being developed as part of Mission Mode Project including Central Agricultural Portal and State Agricultural Portal indicated in Non-Functional Requirements.
6. The State Agricultural Portal will be constrained by the minimum hardware specifications that are likely to be available in the production environment.
7. The stakeholder groups (farmers, private sector and the government) could use the proposed service delivery channels (CSC, Department, KCC, SCC, Private Kiosks, Mass Mobile, IVRS, Agri clinics and agri business centers) to initiate service requests; which would be processed by the Central and State Agricultural Portals (depending on the level of service request generation and processing location).

5.6 Assumptions and Dependencies

Common features including Login, Logout, Forgot password, Change Password, User Management Features etc. which will be used across all software applications as part of Mission Mode Project will be developed commonly and uniformly. The availability of software applications with which the State Agriculture Portal would be interoperating will be crucial for smooth functioning.

It is assumed that the third party tools and applications software wherever required to fulfill the functionality of State Agricultural Portal will be available on the machines where such features will be executed. These may include office tools for viewing the PDF and charts generated by the package. Further, a use case wise description of assumptions have been described, wherever applicable, as part of Functional Requirements.

5.7 Acceptance Criteria

This SRS document will stand accepted once DAC accord a formal approval to this document.

5.8 General Constraints

It is an attempt to provide comprehensive, accurate, and reliable one stop source of information about Indian Agriculture and its various facets. To achieve the main goal standard, guidelines and policies are to be followed. The main guidelines and policies which are needed to be followed are:

- Guidelines for Indian Government Websites
- W3C guidelines

Following guidelines need to be formulated by State Government -

- Content Contribution, Moderation and Approval Policy
- Content Review Policy
- Content Archival Policy

5.9 Assumptions and Dependencies

The users must have a web browser that supports W3C XHTML and have a TCP/IP connection to the web server

HTTP traffic must be possible on the network connection between the server and the client.

5.10 The State Agricultural Portal Content Management System

The Proposed Portal will be the Official Portal of the Ministry of Agriculture & Co-operation and State Government of Jharkhand.

The Portal will be developed as a Mission Mode Project under the National E-Governance Plan of the Government. The objective behind the Portal is to provide a single window access to the information and services being provided by the Indian Government and state government of Jharkhand for the farmers and other stakeholders. An attempt has been made through this Portal to provide comprehensive, accurate and reliable and one stop source of information about Indian agriculture and its various facets.

The content which is very crucial to the success of this Portal will be the result of a collaborative effort of various Indian Government Ministries and Departments as well as State Governments. The National portal coordinators, nominated by various Ministries/ Departments as well as State Governments will be contributing the Content to the portal as well as maintaining it through a simple web based Content Management Interface.

5.11 State Agricultural Portal Coordinators and Content Contributors

Classification	Stakeholder
Central Level	<ul style="list-style-type: none"> ○ Divisions of Department of Agriculture & Cooperation (DAC) ○ Directorate of Extension ○ Directorate of Marketing & Inspection (DMI) ○ Directorate of Plant Protection, Quarantine & Storage (DPPQS) ○ National Seeds Corporation (NSC) ○ Central Insecticides Board & Registration Committee (CIBRC) ○ Regional Plant Protection & Quarantine Station (RPPQS) ○ Central Insecticides Laboratory (CIL) ○ Central Fertilizer Quality Control & Training Institute (CFQCTI) ○ National Centre for Organic Farming (NCOF) ○ State Farm Corporation of India (SFCl) ○ National Seed Association of India (NSAI) ○ National Institute of Agriculture Extension & Management (MANAGE) ○ Fisheries Division, Department of Dairy and Animal Husbandry ○ Indian Meteorological Department (IMD) ○ Food Corporation of India (FCI) ○ Jute Corporation of India ○ Cotton Corporation of India ○ Indian Council for Agricultural Research (ICAR) ○ National Informatics Centre (NIC) ○ Kisan Call Centre
State Level	<ul style="list-style-type: none"> ○ Divisions of State Department of Agriculture ○ Central Integrated Pest Management Centres (CIPMC) ○ Locust Warning Organization (LWO) ○ State Seeds Corporation ○ State Seeds Certification Agency ○ State Indian Meteorological Department ○ Agro-Meteorological Forecasting Unit (AMFU) ○ State Warehouse Corporation ○ State Agriculture University (SAU) ○ Krishi Vigyan Kendra (KVK) ○ Extension Education Institutes ○ Regulated Marketing Committees (RMC) ○ State Agricultural Marketing Boards (SAMB) ○ Directorate of Fisheries ○ State Call Centres ○ Soil Testing Laboratories ○ Fertilizer Testing Laboratories ○ Seed Testing Laboratories

Others	<ul style="list-style-type: none"> ○ Multi Commodity Exchange of India ○ National Commodity & Derivates Exchange Limited ○ Private Sector Manufacturers, Wholesalers & Dealers ○ Importers and Exporters of Agriculture Produce ○ Traders and Buyers ○ Agri Business Clinics & Centres
---------------	----------------------------------------------------------------------------------------------------------------------------------------------------------------------------------------------------------------------------------------------------------------------------------------------------------------------------------------------------------------

5.12 Content management System and Workflow Management

The CMS can be accessed at State Agricultural Portal. The login screen will prompt the user for their user id and password to enable using the CMS modules. The User will be advised to change his/her password the first time he/she logs into the CMS.

5.13 Content Validity

Validity Up to field has to be incorporated in the entire interface. Content which does not expire i.e., perpetual, should allow the content contributor to put in the 10 years hence date. Only content like announcements will not be displayed on the portal after the expiry of the validity date. It is proposed to develop Reminder Module if so required with the following functionality.

The first Reminder will be issued to the content contributor along with the content two weeks prior to the validity date.

The second reminder will be sent along with the content 1 week prior to the validity date and then two days before the valid up to date the final moderator to take the decision whether to show the content on portal or not.

5.14 Accessing Portal Content CMS

The home page of State Agricultural Portal - Portal Content will be accessible across the world to any user through Internet.

It will be supported across different Operating System and Browser.

The home page of State Agricultural Portal - Portal content will have normal login screen for the authorization of the content contributors and link to the State Agricultural Portal home page.

5.15 Logon to the State Agricultural Portal CMS

Structure of Home page of the State Agricultural Portal CMS will be like below:

On the top of home page, there will be a graphic image across the width of home page signifying State's Emblem, People, Culture, Heritage, and Progress etc.

To facilitate content contribution and approval any authorized user can login through State Agricultural Portal - CMS home page.

5.16 Content Management System User Interface

Main Menu: - After login into Content Management System, the page will consist of

1. Welcome message to the user who logged in
2. Contents Section- containing links to the contents listing and contributions
3. Reference Documents section containing links to different documents related with State Agricultural Portal.

6. NON-FUNCTIONAL REQUIREMENTS

6.1 Performance Requirements

Performance is one of the major issues related with any Portal. It is proposed to use state of the art infrastructure for the best performance of the State Agricultural Portal as per the “Guidelines for Indian Government Websites”.

6.2 Design Constraints

Major portion of the portal is based on a set of design templates.

6.3 Standard Compliance

The State Agricultural Portal will be developed in compliance with the standard of “Guideline for Indian Government Websites”. The State Agricultural Portal should conform to W3c standard guidelines.

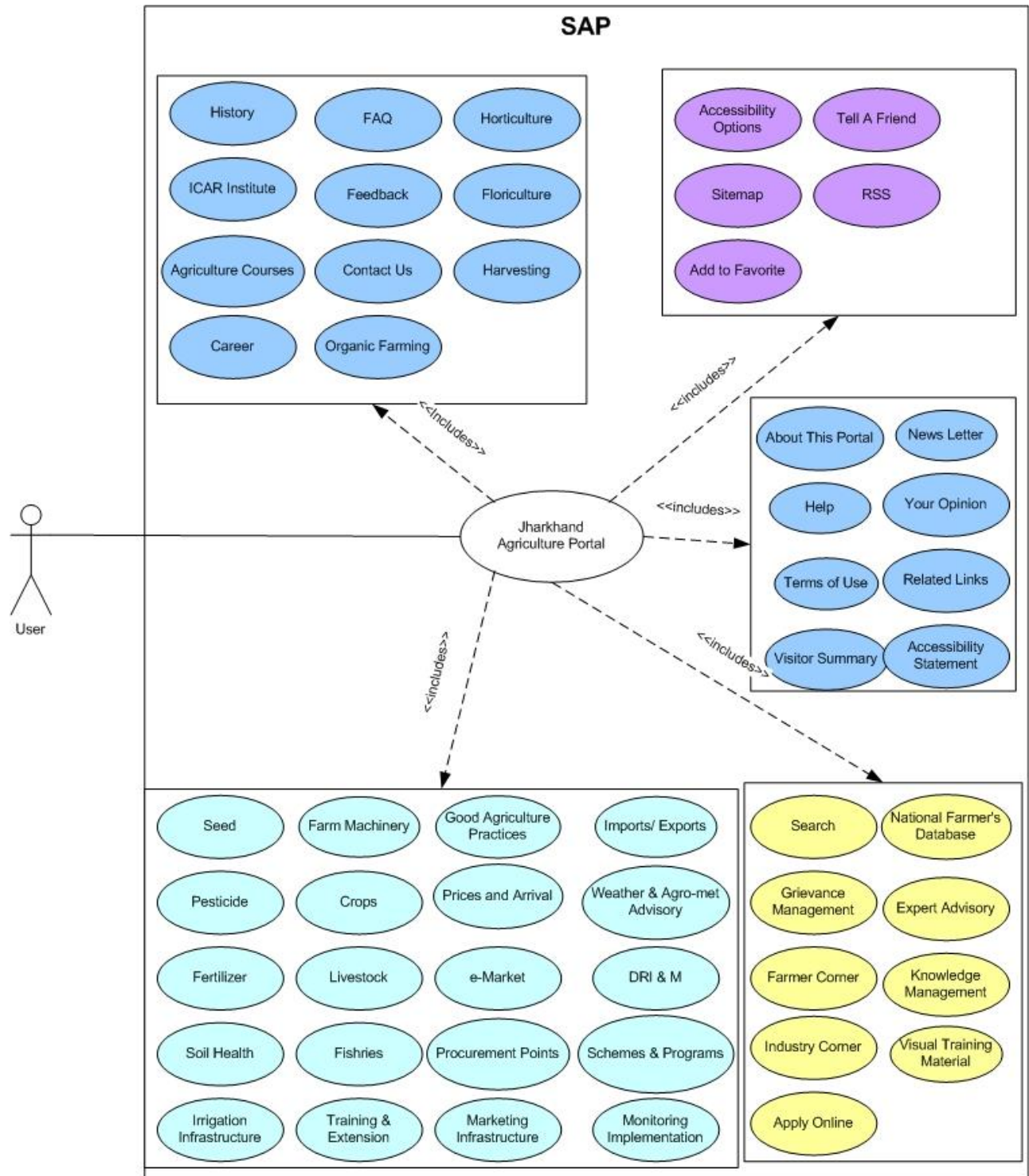
7. CONCLUSION

The success of the State Agricultural Portal lies in the efficient delivery of services to the farmers. In measuring efficiency it will be important to understand the processes within and outside the government framework. Private sector brings with itself a large experience in providing services to the farming community at the field level; and the government brings an in-depth knowledge of the bottlenecks that it may face during the delivery of the services. By creating a common platform for both public and private sector to assimilate their resources and create an exchange by means of which services can be provided to the farmers, would amount to a natural success of the proposed initiative.

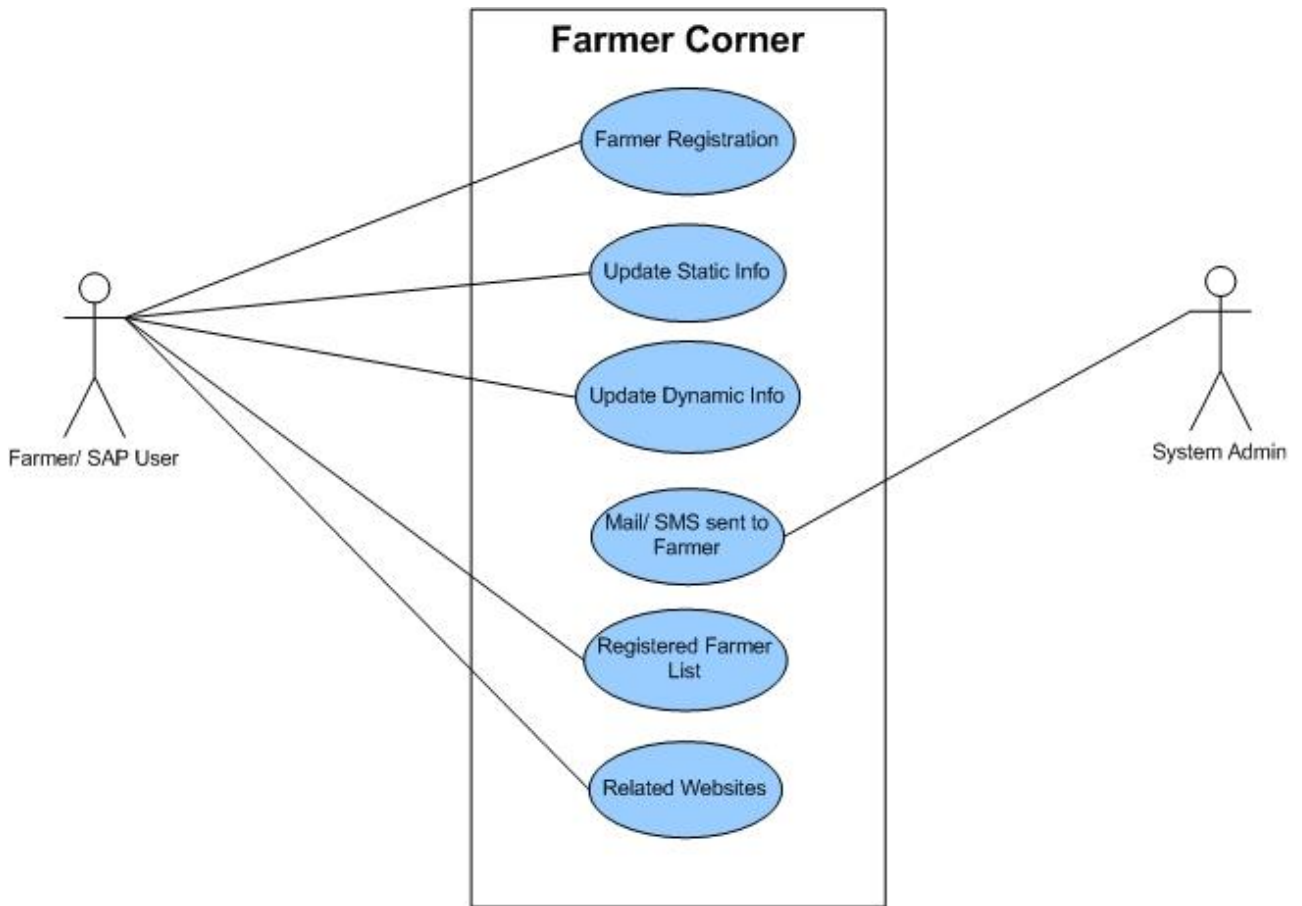
ANNEXURE 1

7.1 Use Case Diagrams

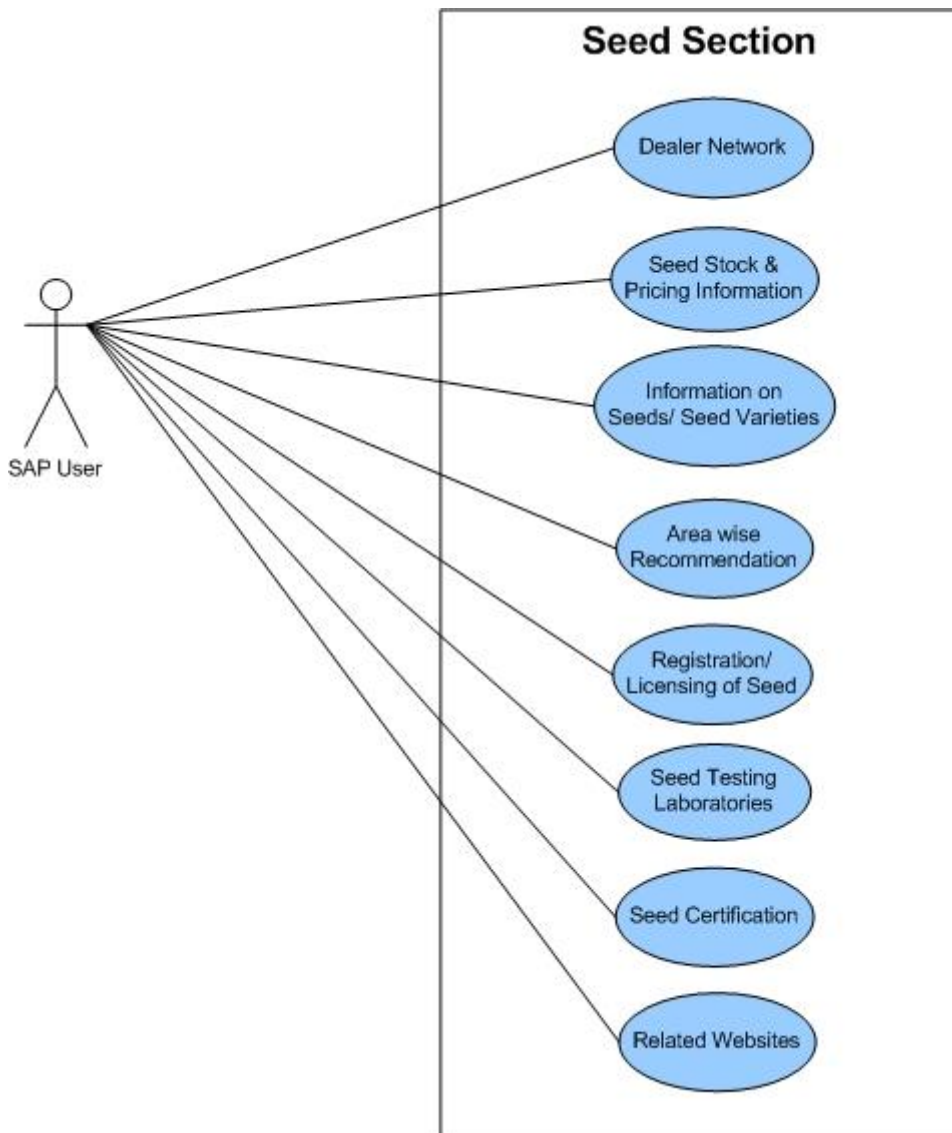
7.1.1 State Agriculture Portal



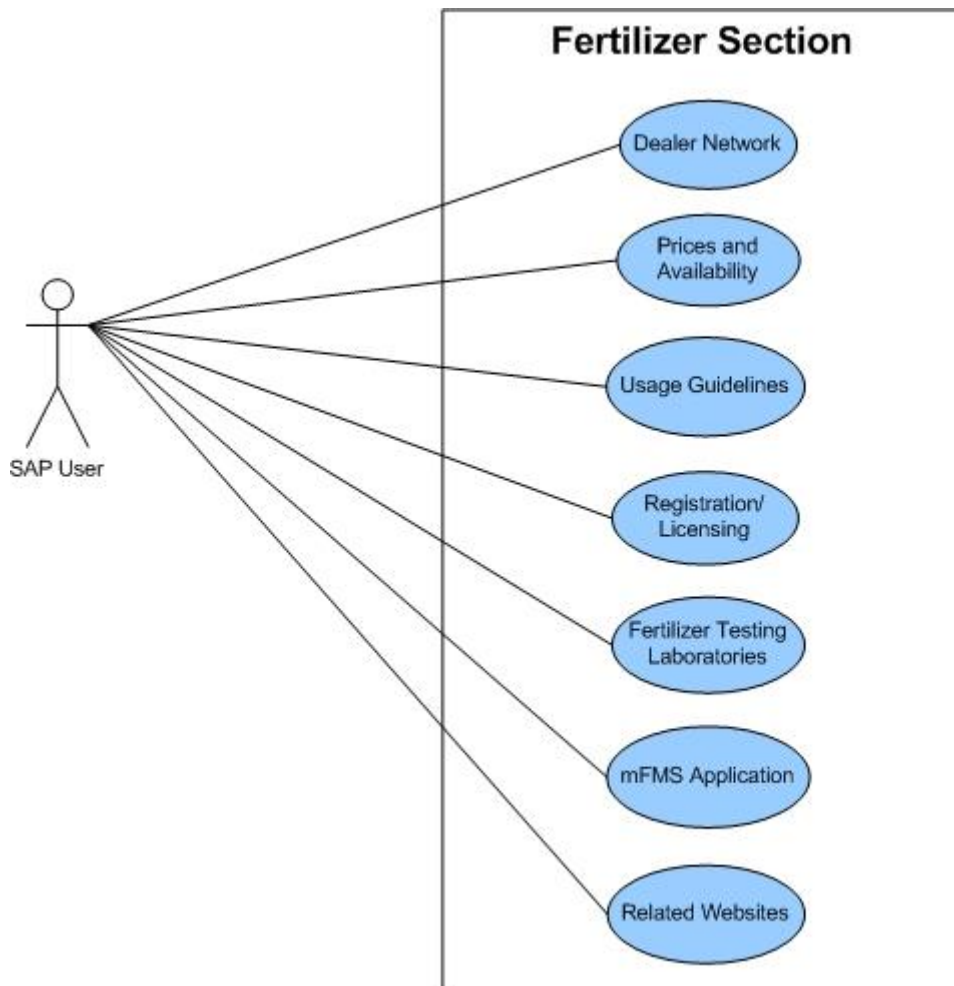
7.1.2 Farmer Registration



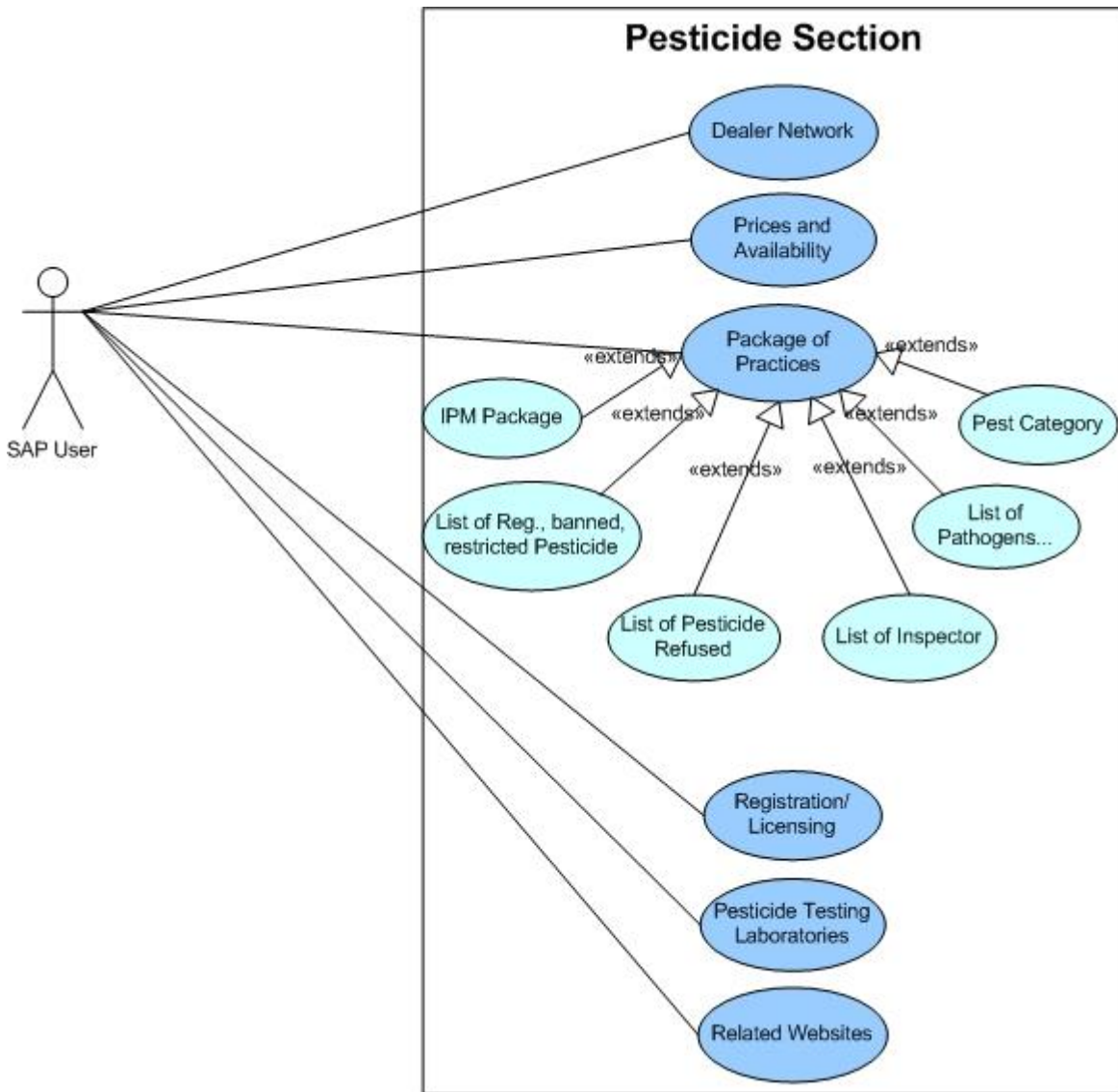
7.1.3 Seeds Section



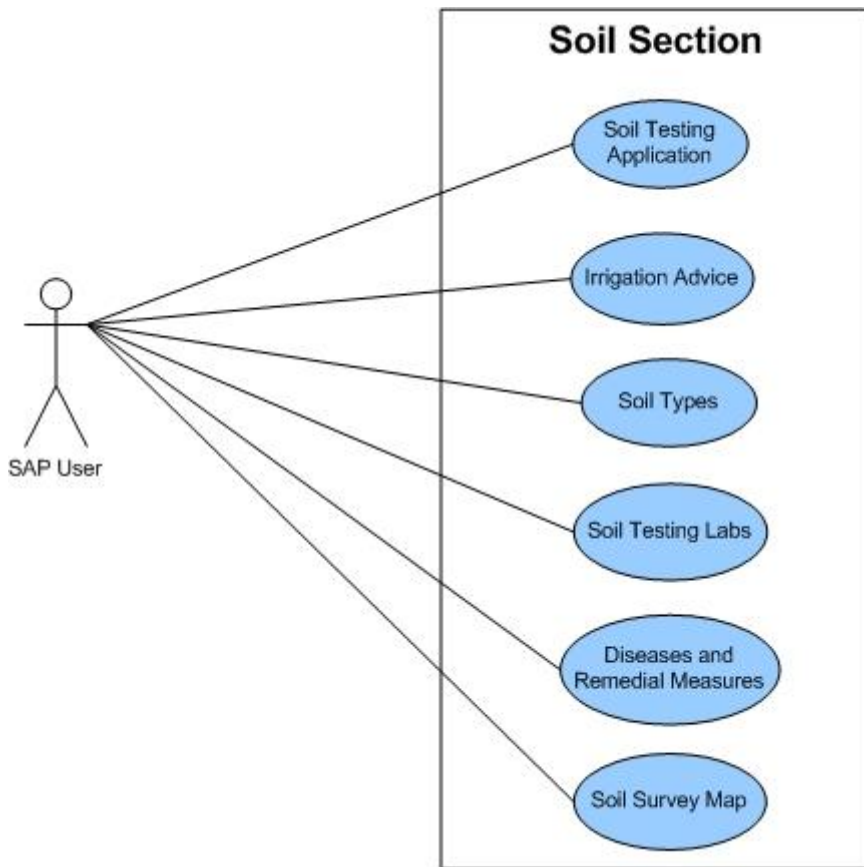
7.1.4 Fertilizer Section



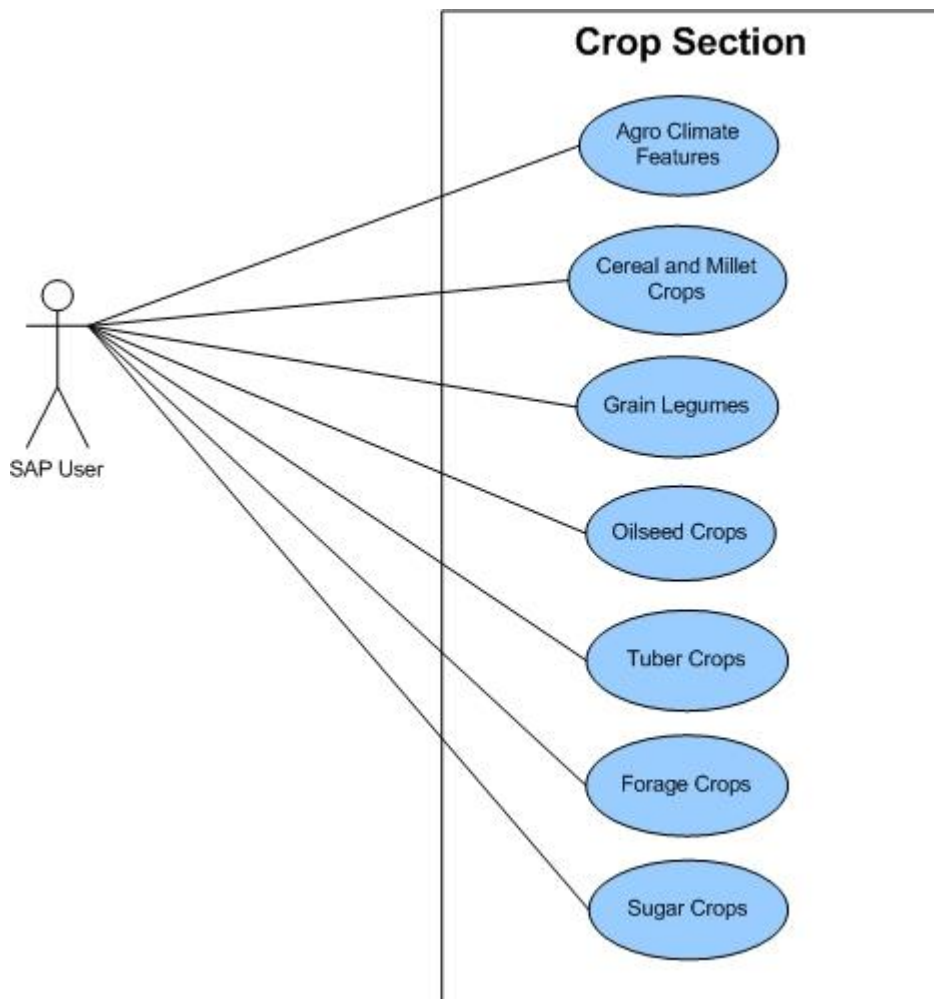
7.1.5 Pesticide Section



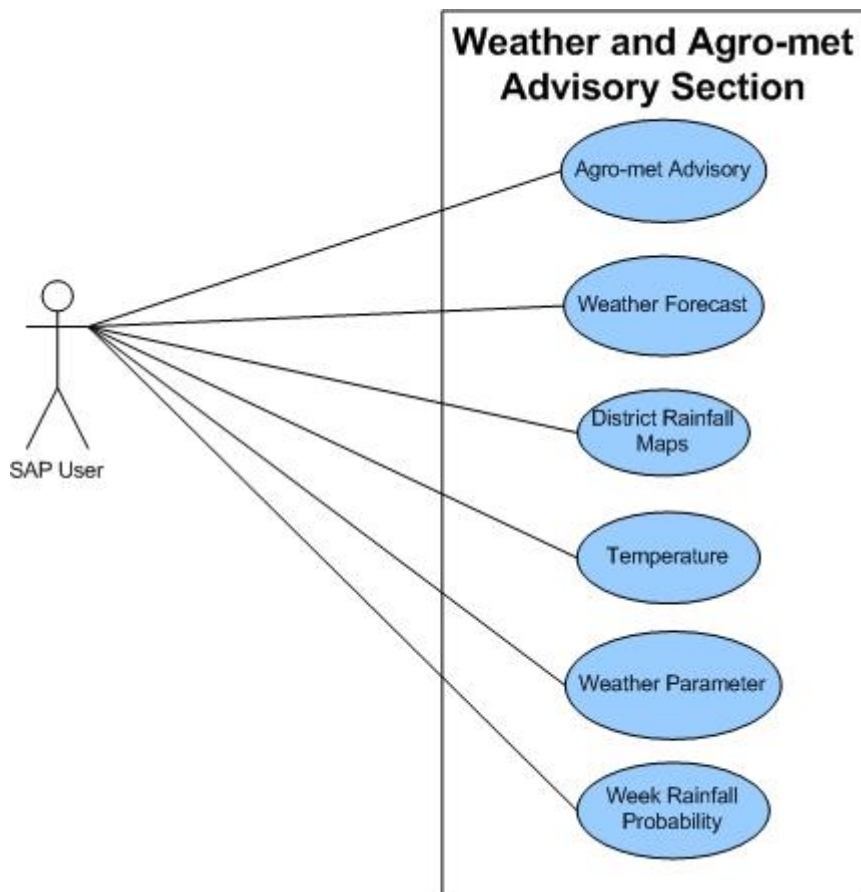
7.1.6 Soil Health Section



7.1.7 Crop Section

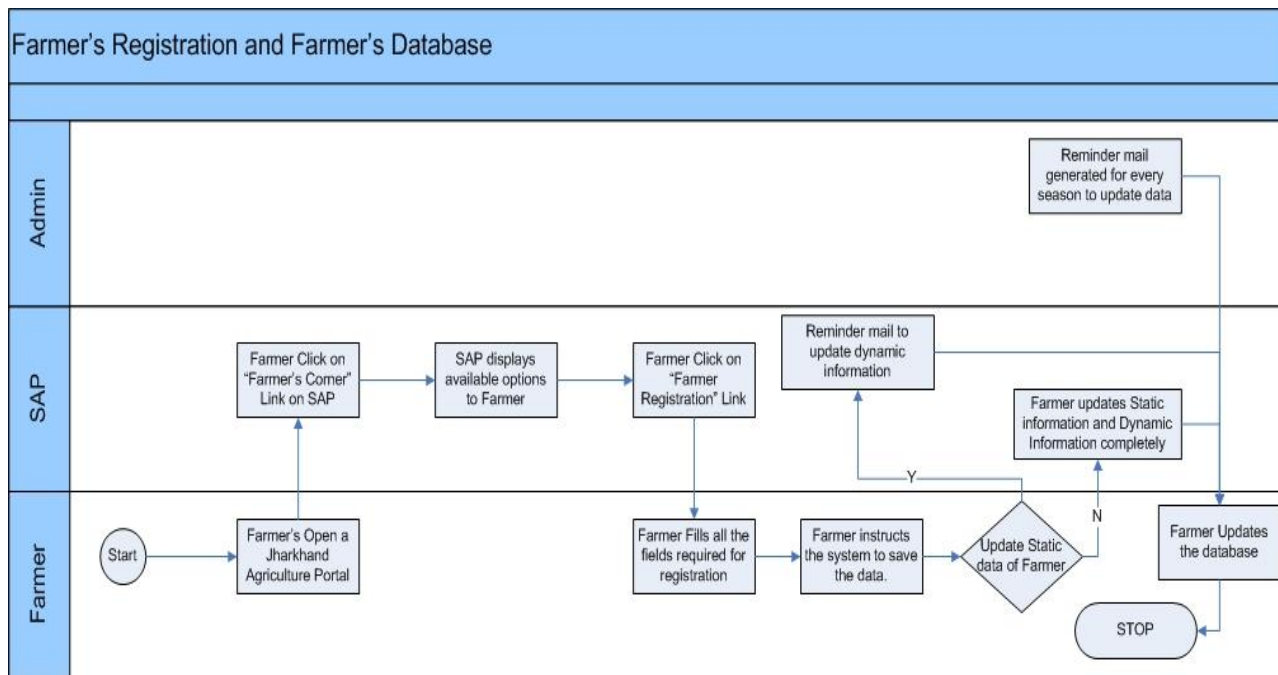


7.1.8 Weather & Agro-met Advisory Section



I) Farmer's Database

Farmer Registration/Database Workflow



A. Minimum required data elements (HCF)

1. Farmer's detail
 - a. Name (First Name, Middle Name, Last Name)
 - b. Address (State, District, Block, Village, Pin Code (Link with Post database))
 - c. Phone - Landline
 - d. Mobile number
 - e. e-mail id
 - f. Farmer Type (Agricultural, Livestock, Fisherman)

B. Sum Total of required data elements (LCM) for 360 degree view

a. Static Information

1. Farmer's detail
 - a. Name (First Name, Middle Name, Last Name)
 - b. Address (State, District, Block, Village)
 - c. Phone - Landline
 - d. Mobile number
 - e. e-mail id
 - f. Farmer Type (Agricultural -Crop, Horticulture, Sericulture, Apiculture, Floriculture, Forestry etc., Livestock, Fisherman)
 - g. Farming Sub Category
 - i. Crop farming-rice, maze, sugarcane etc.

- ii. Fish farming-Trout, Lobsters etc.
 - iii. Horticulture farming (Apple, Mango etc.)
 - h. Father's name
 - i. Mother's name
 - j. Gender
 - k. Age (date of birth)
 - l. Marital status
 - m. Photo
 - n. Identification (Voter id, Ration card, UID, Driving license, KCC No., NPR, Fishermen Biometric card etc.)(Integration with respective databases)
 - i. Personal identification mark
 - o. Educational qualification
 - i. Illiterate/Literate
 - ii. Non-Matric, Matric, Graduate, Post-Graduate, Diploma, Other
 - iii. Field
- 2. Family details
 - a. No. of family members (Dependent)
 - b. Name(First name, Middle name, Last name), Gender, Relationship with farmer, age, Educational qualification, whether employed, if yes, then income, photo
- 3. Farm details
 - a. Land Holding details (Khasra No., Rakba, Rin Pustika No., Survey/subdivision number, Sub-Survey No. etc.) (Integration with Land Records)
 - b. Farm Size (In Bigha/acres/Hectares/..) (Based on it automatic categorization as Landless Farmer(0 – 3 Bigha / 0 - 0.4 Hectares) , Marginal Farmer (3 – 7.5 Bigha / 0.4 – 1 Hectares), Small Farmer (7.5 – 15 Bighas / 1-2 hectares) , Big Farmer (More than 15 Bighas / More than 2.0 hectares)
 - c. Soil type
 - d. Land type - Irrigated/Rainfed/Dryland
 - e. Irrigation Infrastructure available on farm (Wells, tube wells, drip irrigation, etc.)
 - f. Type of Cultivation (Self / Lease / Share)
 - g. Man Power for Farming Self / Hired Basis
 - h. Type of area
 - i. Area under Nursery
 - ii. Area under vegetable crops
 - iii. Area under permanent crops
 - iv. Area under progeny orchard
 - v. Planting materials
 - vi. Tuber crops
- 4. Crop details

- a. Crops cycles
 - b. Crops grown
5. Livestock details
 - a. Number of animals owned
 - b. Species, Animal, breed, age
6. Equipment details
 - a. Name of equipment
 - b. Number
 - c. make
7. Source of agricultural Inputs
 - a. Name and address of the dealer/agency (Seed, Fertilisers, Pesticides)
8. Markets accessed for produce
 - a. Name of the market and address
9. Bank details
 - a. Bank name
 - b. MICR No
 - c. Branch name and code
 - d. Account number
 - e. Loan as on date
 - f. Kisan credit card holder (Yes/No)
10. Insurance details
 - a. Name of the agency
 - b. Type of insurance
 - c. Insured on
 - d. Policy no
 - e. Date of maturity
 - f. Premium
 - g. Mode of payment
11. Family economical status
 - a. APL/BPL/AAY (Antyodaya Anna Yojana)
 - b. Annual income
 - i. From farm
 - ii. From livestock
 - iii. From fisheries
 - iv. From other activities (specify)

12. Source of knowledge /Technical updating

- a. State Agriculture Departments, KVK, SAU, ICAR, Helpline (toll free numbers), Meetings, Trainings/ Workshops, TV, Radio, SMS, Progressive Farmers, Extension workers, etc.

13. Other

- a. House (owned / rental) (pakka / kaccha)
- b. Size of house (sq. meters/feet)
- c. Caste/ Category (SC/ST/BC/OBC/Gen)
- d. Religion
- e. Minority (Yes/No)
- f. Membership in societies/ groups like PACS, Agricultural Cooperatives, NGOs, SHGs etc.
 - i. Name of the agency
 - ii. Address details
 - iii. Membership number
 - iv. Date of issue
 - v. Date of validity

b. Dynamic Information to be filled every season

1. Year, Season (Rabbi/ Kharif)
2. Inputs
 - a. Crop sown
 - b. Area sown
 - c. Variety used
 - d. Seeds used
 - e. Fertilisers used
 - f. Pest occurrence and pesticides used
 - g. Water sources used
 - h. Labour
 - i. Machinery used
3. Production, Income, Expenditure, Insurance
 - a. Crop wise production
 - b. Crop wise income
 - c. Expenditure
 - d. Crop Insurance details
 - i. Name of the agency
 - ii. Type of insurance
 - iii. Insured on
 - iv. Policy no

- v. Date of maturity
 - vi. Premium
 - vii. Mode of payment
4. Marketing
- a. Warehouse facility used
 - b. Processing facilities used
 - c. Markets

Integration with

- 1. DMS database for National Dairy farmer database
- 2. National marine Fishermen database
- 3. Land Records database
- 4. NPR Register, UID database, Post database,

8. ANNEXURE 2 – ANALYSIS OF FEW PROMINENT WEBSITES IN AGRICULTURAL SECTOR IN JHARKHAND

8.1.1 Department of Agriculture & Sugarcane Development

(http://jharkhand.gov.in/New_Depts/agric/agri_fr.html)

Introduction

This website is the official website of the Department of Agriculture & Sugarcane development of Jharkhand.

Merits

- Information about department, departmental activities, divisions, acts, rules have been provided
- Simple and easy navigation

De-Merits

- Information not very useful for farmers

8.1.2 Website of Birsa Agriculture University

www.bau-eagriculture.com

Introduction

This website is the official website of the Birsa Agriculture University in seven local languages of Jharkhand.

Merits

- Exhaustive information useful to farmers is available.
- Site available in local languages and English.
- PoPs available on site on Crops like- Cereal, Pulses, Oils, Fruits, Vegetables, and many more.
- Information available on Soil Health and field preparation.
- Crop-wise Information available on Fertilizer, Water Management
- Information available on Crop Protection activities – Soil Treatment, Seed Treatment, weed control, insect control, disease control etc.
- Cost, Work efficiency, Utility and Place of availability related information on various Implements.
- Agricultural Information on Finance, Insurance, Scheme and weather

De-merits

- Links for Market, Storage and Post Harvest Technology are visible on site, but information is not available.

8.1.3 Website of Directorate of soil conservation

www.jharkhandsoil.gov.in

Introduction

Soil Conservation Directorate is responsible for integrated planning, research, training & evaluation of all Soil Conservation Schemes and watershed management in the state. In addition to, the department is also responsible for the execution of all the schemes of Soil Conservation except those within the limit of the reserve and protected forest. Recently improved irrigation system has also been added in its responsibility for the development of Rice Fellow and Waste land in the state.

Merits

- The Website gives Approach and strategies, schemes and activities, publications of the Directorate

De-Merits

- The Website does not contain the soil conservation PoPs.
- Home page takes long time to load
- Information is not exhaustive
- Look and feel is not pleasant

8.1.4 Website of State Agricultural Management & Extension Training Institute

www.sameti.org

Introduction

This website is the official website of State Agricultural Management & Extension Training Institute.

Merits

- Information on Training Methodology
- Success Stories shared on website
- District wise Soil Maps available

De-Merits

- Information required by farmers during entire crop cycle is not available
- Videos on field demonstrations are not available

8.1.5 Website of Department of Animal Husbandry & Fisheries, Government of Jharkhand

[\(http://ah.jharkhand.gov.in/\)](http://ah.jharkhand.gov.in/)

- Site available in local language

- Site has pleasant look and feel
- Site has exhaustive information

De-merits

- Information is mainly statistical and about departmental activities. Information on best practices useful to Livestock farmers and fish farmers is not available

8.1.6 Website of Fisheries Department

www.jharfish.com

Introduction

Jharkhand Fisheries – The Directorate of Fisheries is a separate directorate under the Department of Animal Husbandry and Fisheries, Govt. of Jharkhand. It is state level headquarter at Ranchi and district level office are in all the 24 districts of Jharkhand. Fisheries are an important economic activity in the state for additional employment and income generation. About 60-65% of people in the state consume fish and shell fish products.

Merits

- List of Schemes – Centrally sponsored schemes, R.K.V.Y flagship scheme and State Plan Schemes
- Information on Tank Survey

De-Merits

- Details on Schemes are not available on website
- Not all Information required by fish farmers is available

8.1.7 Website of Jharkhand State Agriculture Marketing Board

<http://jsamb.nic.in/>

Introduction

This website is the official website of Jharkhand State Agriculture Marketing Board

Merits

- Information on Online Market Prices and Market Profiles

De-Merits

- Home page takes long time to load
- Some of the links are not working

8.1.8 Website of Jharkhand State Horticulture Mission

www.nhmjharkhand.org/

Introduction

This is the website of Jharkhand State Horticulture Mission

Merits

- Commodity wise, month wise market arrival and price of Horticultural Produce.
- Commodity Bulletin for various fruits, vegetables, aroma plants and flowers.

De-Merits

- Some of the links are not working

8.1.9 Website of Aricultural Technology Management Agency (ATMA)

Introduction

separate websites are available for ATMA in districts

Merits

- These websites give information about SREP, district profile, action plan etc.
- Some of these give soil maps, success stories

De-Merits

- Each website has different look and feel
- Very less information which will be useful to farmers during the entire crop cycle is available on the websites.